


MUNICIPIO DE FRANCISCO I. MADERO, HIDALGO
HIDALGO
Analítico Mensual de Egresos Pagados por Fuente de Financiamiento al 31/dic./2021
(Cuentas con Movimientos)
(Cifras en pesos y centavos)

Objeto del Gasto	Presupuesto Vigente	Eno	Feb	Mar	Abr	May	Jun	Jul	Ago	Sep	Oct	Nov	Dic	Total	Diferencia (Vigente - Total)
1103 RECURSOS PROPIOS 2020															
100000 SERVICIOS PERSONALES	\$23,373.62	\$23,373.62	\$0.00	\$0.00	\$0.00	\$0.00	\$0.00	\$0.00	\$0.00	\$0.00	\$0.00	\$0.00	\$0.00	\$23,373.62	\$0.00
120000 Remuneraciones al personal de carácter	\$23,373.62	\$23,373.62	\$0.00	\$0.00	\$0.00	\$0.00	\$0.00	\$0.00	\$0.00	\$0.00	\$0.00	\$0.00	\$0.00	\$23,373.62	\$0.00
122000 Sueldos base al personal eventual	\$23,373.62	\$23,373.62	\$0.00	\$0.00	\$0.00	\$0.00	\$0.00	\$0.00	\$0.00	\$0.00	\$0.00	\$0.00	\$0.00	\$23,373.62	\$0.00
122003 Lista de Raya	\$23,373.62	\$23,373.62	\$0.00	\$0.00	\$0.00	\$0.00	\$0.00	\$0.00	\$0.00	\$0.00	\$0.00	\$0.00	\$0.00	\$23,373.62	\$0.00
300000 SERVICIOS GENERALES	\$25,000.00	\$25,000.00	\$0.00	\$0.00	\$0.00	\$0.00	\$0.00	\$0.00	\$0.00	\$0.00	\$0.00	\$0.00	\$0.00	\$25,000.00	\$0.00
330000 Servicios profesionales, científicos, técn	\$25,000.00	\$25,000.00	\$0.00	\$0.00	\$0.00	\$0.00	\$0.00	\$0.00	\$0.00	\$0.00	\$0.00	\$0.00	\$0.00	\$25,000.00	\$0.00
331000 Servicios legales, de contabilidad, auditori	\$25,000.00	\$25,000.00	\$0.00	\$0.00	\$0.00	\$0.00	\$0.00	\$0.00	\$0.00	\$0.00	\$0.00	\$0.00	\$0.00	\$25,000.00	\$0.00
331001 Servicios legales	\$25,000.00	\$25,000.00	\$0.00	\$0.00	\$0.00	\$0.00	\$0.00	\$0.00	\$0.00	\$0.00	\$0.00	\$0.00	\$0.00	\$25,000.00	\$0.00
400000 TRANSFERENCIAS, ASIGNACIONES	\$391,497.54	\$391,497.54	\$0.00	\$0.00	\$0.00	\$0.00	\$0.00	\$0.00	\$0.00	\$0.00	\$0.00	\$0.00	\$0.00	\$391,497.54	\$0.00
440000 Ayudas sociales	\$391,497.54	\$391,497.54	\$0.00	\$0.00	\$0.00	\$0.00	\$0.00	\$0.00	\$0.00	\$0.00	\$0.00	\$0.00	\$0.00	\$391,497.54	\$0.00
446000 Ayudas sociales a cooperativas	\$391,497.54	\$391,497.54	\$0.00	\$0.00	\$0.00	\$0.00	\$0.00	\$0.00	\$0.00	\$0.00	\$0.00	\$0.00	\$0.00	\$391,497.54	\$0.00
446001 Ayudas sociales a cooperativas	\$391,497.54	\$391,497.54	\$0.00	\$0.00	\$0.00	\$0.00	\$0.00	\$0.00	\$0.00	\$0.00	\$0.00	\$0.00	\$0.00	\$391,497.54	\$0.00
RECURSOS PROPIOS 2020	\$439,871.16	\$439,871.16	\$0.00	\$0.00	\$0.00	\$0.00	\$0.00	\$0.00	\$0.00	\$0.00	\$0.00	\$0.00	\$0.00	\$439,871.16	\$0.00
1104 RECURSOS PROPIOS 2021															
100000 SERVICIOS PERSONALES	\$3,222,220.78	\$232,718.00	\$195,765.00	\$153,613.00	\$148,472.98	\$149,654.00	\$149,607.00	\$160,790.00	\$174,357.00	\$182,462.00	\$187,474.00	\$184,853.00	\$1,302,454.80	\$3,222,220.78	\$0.00
110000 Remuneraciones al personal de carácter	\$585,658.00	\$0.00	\$0.00	\$0.00	\$0.00	\$0.00	\$0.00	\$0.00	\$0.00	\$0.00	\$0.00	\$0.00	\$585,658.00	\$585,658.00	\$0.00
111000 Dietas	\$140,475.00	\$0.00	\$0.00	\$0.00	\$0.00	\$0.00	\$0.00	\$0.00	\$0.00	\$0.00	\$0.00	\$0.00	\$140,475.00	\$140,475.00	\$0.00
111001 Dietas	\$140,475.00	\$0.00	\$0.00	\$0.00	\$0.00	\$0.00	\$0.00	\$0.00	\$0.00	\$0.00	\$0.00	\$0.00	\$140,475.00	\$140,475.00	\$0.00
113000 Sueldos base al personal permanente	\$445,183.00	\$0.00	\$0.00	\$0.00	\$0.00	\$0.00	\$0.00	\$0.00	\$0.00	\$0.00	\$0.00	\$0.00	\$445,183.00	\$445,183.00	\$0.00
113001 Sueldos	\$445,183.00	\$0.00	\$0.00	\$0.00	\$0.00	\$0.00	\$0.00	\$0.00	\$0.00	\$0.00	\$0.00	\$0.00	\$445,183.00	\$445,183.00	\$0.00
120000 Remuneraciones al personal de carácter	\$2,071,739.00	\$232,718.00	\$195,765.00	\$153,613.00	\$145,524.00	\$147,914.00	\$148,304.00	\$156,840.00	\$167,557.00	\$180,512.00	\$181,344.00	\$181,298.00	\$180,350.00	\$2,071,739.00	\$0.00
122000 Sueldos base al personal eventual	\$2,071,739.00	\$232,718.00	\$195,765.00	\$153,613.00	\$145,524.00	\$147,914.00	\$148,304.00	\$156,840.00	\$167,557.00	\$180,512.00	\$181,344.00	\$181,298.00	\$180,350.00	\$2,071,739.00	\$0.00
122001 Sueldo Base a Personal Eventual	\$2,071,739.00	\$232,718.00	\$195,765.00	\$153,613.00	\$145,524.00	\$147,914.00	\$148,304.00	\$156,840.00	\$167,557.00	\$180,512.00	\$181,344.00	\$181,298.00	\$180,350.00	\$2,071,739.00	\$0.00
130000 Remuneraciones adicionales y especiales	\$525,056.80	\$0.00	\$0.00	\$0.00	\$0.00	\$0.00	\$1,303.00	\$450.00	\$6,800.00	\$1,950.00	\$5,290.00	\$3,450.00	\$505,813.80	\$525,056.80	\$0.00
131000 Primas por años de servicios efectivos pro	\$4,989.00	\$0.00	\$0.00	\$0.00	\$0.00	\$0.00	\$0.00	\$0.00	\$0.00	\$0.00	\$0.00	\$0.00	\$4,989.00	\$4,989.00	\$0.00
131001 Prima Quinquenal	\$4,989.00	\$0.00	\$0.00	\$0.00	\$0.00	\$0.00	\$0.00	\$0.00	\$0.00	\$0.00	\$0.00	\$0.00	\$4,989.00	\$4,989.00	\$0.00
132000 Primas de vacaciones, dominical y gratific	\$505,627.80	\$0.00	\$0.00	\$0.00	\$0.00	\$0.00	\$1,303.00	\$0.00	\$5,000.00	\$0.00	\$0.00	\$0.00	\$499,324.80	\$505,627.80	\$0.00
132001 Prima de Vacaciones y Dominical	\$34,866.00	\$0.00	\$0.00	\$0.00	\$0.00	\$0.00	\$1,303.00	\$0.00	\$0.00	\$0.00	\$0.00	\$0.00	\$33,563.00	\$34,866.00	\$0.00
132002 Gratificación Anual	\$470,761.80	\$0.00	\$0.00	\$0.00	\$0.00	\$0.00	\$0.00	\$0.00	\$5,000.00	\$0.00	\$0.00	\$0.00	\$465,761.80	\$470,761.80	\$0.00
134000 Compensaciones	\$14,440.00	\$0.00	\$0.00	\$0.00	\$0.00	\$0.00	\$0.00	\$450.00	\$1,800.00	\$1,950.00	\$5,290.00	\$3,450.00	\$1,500.00	\$14,440.00	\$0.00
134001 Compensaciones	\$14,440.00	\$0.00	\$0.00	\$0.00	\$0.00	\$0.00	\$0.00	\$450.00	\$1,800.00	\$1,950.00	\$5,290.00	\$3,450.00	\$1,500.00	\$14,440.00	\$0.00
150000 Otras prestaciones sociales y económica	\$39,766.98	\$0.00	\$0.00	\$0.00	\$2,948.98	\$1,740.00	\$0.00	\$3,500.00	\$0.00	\$0.00	\$840.00	\$105.00	\$30,633.00	\$39,766.98	\$0.00
151000 Cuotas para el fondo de ahorro y fondo de	\$14,558.00	\$0.00	\$0.00	\$0.00	\$0.00	\$0.00	\$0.00	\$0.00	\$0.00	\$0.00	\$0.00	\$0.00	\$14,558.00	\$14,558.00	\$0.00
151001 Cuotas para el fondo de ahorro y fondo de	\$14,558.00	\$0.00	\$0.00	\$0.00	\$0.00	\$0.00	\$0.00	\$0.00	\$0.00	\$0.00	\$0.00	\$0.00	\$14,558.00	\$14,558.00	\$0.00
154000 Prestaciones contractuales	\$6,690.00	\$0.00	\$0.00	\$0.00	\$0.00	\$0.00	\$0.00	\$0.00	\$0.00	\$0.00	\$0.00	\$0.00	\$6,690.00	\$6,690.00	\$0.00



MUNICIPIO DE FRANCISCO I. MADERO, HIDALGO
HIDALGO
Analítico Mensual de Egresos Pagados por Fuente de Financiamiento al 31/dic./2021
(Cuentas con Movimientos)
(Cifras en pesos y centavos)

Objeto del Gasto	Presupuesto Vigente	Ene	Fob	Mar	Abr	May	Jun	Jul	Ago	Sep	Oct	Nov	Dic	Total	Diferencia (Vigente - Total)
154001 Prestaciones establecidas por condiciones	\$6,690.00	\$0.00	\$0.00	\$0.00	\$0.00	\$0.00	\$0.00	\$0.00	\$0.00	\$0.00	\$0.00	\$0.00	\$6,690.00	\$6,690.00	\$0.00
159000 Otras prestaciones sociales y económicas	\$18,518.98	\$0.00	\$0.00	\$0.00	\$2,948.98	\$1,740.00	\$0.00	\$3,500.00	\$0.00	\$0.00	\$840.00	\$105.00	\$9,385.00	\$18,518.98	\$0.00
159002 Otras Prestaciones	\$18,518.98	\$0.00	\$0.00	\$0.00	\$2,948.98	\$1,740.00	\$0.00	\$3,500.00	\$0.00	\$0.00	\$840.00	\$105.00	\$9,385.00	\$18,518.98	\$0.00
200000 MATERIALES Y SUMINISTROS	\$2,299,178.91	\$83,244.12	\$318,671.11	\$162,306.85	\$50,215.87	\$111,473.53	\$49,265.20	\$161,477.81	\$121,040.16	\$287,454.61	\$130,547.44	\$100,348.21	\$277,357.61	\$1,843,402.52	\$455,776.39
210000 Materiales de administración, emisión de	\$983,075.11	\$46,017.08	\$178,278.19	\$47,903.72	\$35,891.96	\$73,472.90	\$0.00	\$110,097.35	\$52,058.03	\$133,726.72	\$45,408.61	\$39,641.82	\$120,578.73	\$883,075.11	\$0.00
211000 Materiales, útiles y equipos menores de ofi	\$328,385.39	\$2,487.04	\$17,588.39	\$9,971.50	\$13,985.21	\$4,402.20	\$0.00	\$76,398.79	\$20,765.23	\$16,818.67	\$45,408.61	\$979.02	\$119,580.73	\$328,385.39	\$0.00
211001 Material de Oficina	\$328,385.39	\$2,487.04	\$17,588.39	\$9,971.50	\$13,985.21	\$4,402.20	\$0.00	\$76,398.79	\$20,765.23	\$16,818.67	\$45,408.61	\$979.02	\$119,580.73	\$328,385.39	\$0.00
212000 Materiales y útiles de Impresión y reproduc	\$125,818.67	\$15,660.00	\$44,239.82	\$24,856.86	\$21,503.79	\$19,558.20	\$0.00	\$0.00	\$0.00	\$0.00	\$0.00	\$0.00	\$0.00	\$125,818.67	\$0.00
212001 Materiales y Útiles de Impresión	\$125,818.67	\$15,660.00	\$44,239.82	\$24,856.86	\$21,503.79	\$19,558.20	\$0.00	\$0.00	\$0.00	\$0.00	\$0.00	\$0.00	\$0.00	\$125,818.67	\$0.00
213000 Material estadístico y geográfico	\$69,600.00	\$0.00	\$34,800.00	\$0.00	\$0.00	\$34,800.00	\$0.00	\$0.00	\$0.00	\$0.00	\$0.00	\$0.00	\$0.00	\$69,600.00	\$0.00
213001 Material estadístico y geográfico	\$69,600.00	\$0.00	\$34,800.00	\$0.00	\$0.00	\$34,800.00	\$0.00	\$0.00	\$0.00	\$0.00	\$0.00	\$0.00	\$0.00	\$69,600.00	\$0.00
214000 Materiales, útiles y equipos menores de los	\$21,477.74	\$0.00	\$307.34	\$522.00	\$0.00	\$0.00	\$0.00	\$19,650.40	\$0.00	\$0.00	\$0.00	\$0.00	\$998.00	\$21,477.74	\$0.00
214001 Material para Bienes Informáticos	\$21,477.74	\$0.00	\$307.34	\$522.00	\$0.00	\$0.00	\$0.00	\$19,650.40	\$0.00	\$0.00	\$0.00	\$0.00	\$998.00	\$21,477.74	\$0.00
215000 Material impreso e información digital	\$11,600.00	\$0.00	\$0.00	\$0.00	\$0.00	\$11,600.00	\$0.00	\$0.00	\$0.00	\$0.00	\$0.00	\$0.00	\$0.00	\$11,600.00	\$0.00
215001 Material impreso e información digital	\$11,600.00	\$0.00	\$0.00	\$0.00	\$0.00	\$11,600.00	\$0.00	\$0.00	\$0.00	\$0.00	\$0.00	\$0.00	\$0.00	\$11,600.00	\$0.00
216000 Material de limpieza	\$287,565.91	\$23,780.00	\$81,342.64	\$2,376.00	\$402.96	\$3,112.50	\$0.00	\$14,048.16	\$31,292.80	\$116,908.05	\$0.00	\$14,302.80	\$0.00	\$287,565.91	\$0.00
216001 Material de Limpieza	\$287,565.91	\$23,780.00	\$81,342.64	\$2,376.00	\$402.96	\$3,112.50	\$0.00	\$14,048.16	\$31,292.80	\$116,908.05	\$0.00	\$14,302.80	\$0.00	\$287,565.91	\$0.00
218000 Materiales para el registro e identificación	\$38,627.40	\$4,090.04	\$0.00	\$10,177.36	\$0.00	\$0.00	\$0.00	\$0.00	\$0.00	\$0.00	\$0.00	\$24,360.00	\$0.00	\$38,627.40	\$0.00
218002 Identificadores o Iconos de señalización	\$14,267.40	\$4,090.04	\$0.00	\$10,177.36	\$0.00	\$0.00	\$0.00	\$0.00	\$0.00	\$0.00	\$0.00	\$0.00	\$0.00	\$14,267.40	\$0.00
218003 Formas Valoradas	\$24,360.00	\$0.00	\$0.00	\$0.00	\$0.00	\$0.00	\$0.00	\$0.00	\$0.00	\$0.00	\$0.00	\$24,360.00	\$0.00	\$24,360.00	\$0.00
220000 Alimentos y utensilios	\$128,827.60	\$0.00	\$350.00	\$0.00	\$12,760.00	\$35,370.98	\$0.00	\$10,180.52	\$40,702.10	\$29,464.00	\$0.00	\$0.00	\$0.00	\$128,827.60	\$0.00
221000 Productos alimenticios para personas	\$128,827.60	\$0.00	\$350.00	\$0.00	\$12,760.00	\$35,370.98	\$0.00	\$10,180.52	\$40,702.10	\$29,464.00	\$0.00	\$0.00	\$0.00	\$128,827.60	\$0.00
221001 Alimentación de Personas	\$128,827.60	\$0.00	\$350.00	\$0.00	\$12,760.00	\$35,370.98	\$0.00	\$10,180.52	\$40,702.10	\$29,464.00	\$0.00	\$0.00	\$0.00	\$128,827.60	\$0.00
240000 Materiales y artículos de construcción y c	\$695,076.98	\$0.00	\$13,728.42	\$480.00	\$0.00	\$2,259.61	\$36,540.00	\$7,294.08	\$12,000.43	\$17,112.76	\$21,050.27	\$50,900.91	\$77,934.11	\$238,300.59	\$455,776.39
241000 Productos minerales no metálicos	\$4,999.72	\$0.00	\$0.00	\$0.00	\$0.00	\$0.00	\$0.00	\$0.00	\$0.00	\$0.00	\$0.00	\$0.00	\$4,999.72	\$4,999.72	\$0.00
241001 Productos minerales no metálicos	\$4,999.72	\$0.00	\$0.00	\$0.00	\$0.00	\$0.00	\$0.00	\$0.00	\$0.00	\$0.00	\$0.00	\$0.00	\$4,999.72	\$4,999.72	\$0.00
242000 Cemento y productos de concreto	\$467,776.82	\$0.00	\$0.00	\$0.00	\$0.00	\$0.00	\$0.00	\$0.00	\$12,000.43	\$0.00	\$0.00	\$0.00	\$0.00	\$12,000.43	\$455,776.39
242001 Cemento y productos de concreto	\$467,776.82	\$0.00	\$0.00	\$0.00	\$0.00	\$0.00	\$0.00	\$0.00	\$12,000.43	\$0.00	\$0.00	\$0.00	\$0.00	\$12,000.43	\$455,776.39
246000 Material eléctrico y electrónico	\$33,349.84	\$0.00	\$13,728.42	\$0.00	\$0.00	\$0.00	\$0.00	\$7,294.08	\$0.00	\$5,464.65	\$0.00	\$4,036.80	\$2,825.89	\$33,349.84	\$0.00
246001 Material Eléctrico	\$33,349.84	\$0.00	\$13,728.42	\$0.00	\$0.00	\$0.00	\$0.00	\$7,294.08	\$0.00	\$5,464.65	\$0.00	\$4,036.80	\$2,825.89	\$33,349.84	\$0.00
246002 Material Electrónico	\$6,840.04	\$0.00	\$0.00	\$0.00	\$0.00	\$0.00	\$0.00	\$0.00	\$0.00	\$5,464.65	\$0.00	\$0.00	\$1,375.39	\$6,840.04	\$0.00
248000 Materiales complementarios	\$10,658.94	\$0.00	\$0.00	\$0.00	\$0.00	\$0.00	\$0.00	\$0.00	\$0.00	\$0.00	\$8,213.80	\$0.00	\$2,445.14	\$10,658.94	\$0.00
248001 Materiales complementarios	\$10,658.94	\$0.00	\$0.00	\$0.00	\$0.00	\$0.00	\$0.00	\$0.00	\$0.00	\$0.00	\$8,213.80	\$0.00	\$2,445.14	\$10,658.94	\$0.00
249000 Otros materiales y artículos de construcción	\$178,291.66	\$0.00	\$0.00	\$480.00	\$0.00	\$2,259.61	\$36,540.00	\$0.00	\$0.00	\$11,648.11	\$12,836.47	\$46,864.11	\$67,663.36	\$178,291.66	\$0.00
249001 Otros materiales y artículos de construcción	\$178,291.66	\$0.00	\$0.00	\$480.00	\$0.00	\$2,259.61	\$36,540.00	\$0.00	\$0.00	\$11,648.11	\$12,836.47	\$46,864.11	\$67,663.36	\$178,291.66	\$0.00
250000 Productos químicos, farmacéuticos y de l	\$261,941.64	\$0.00	\$10,759.18	\$12,306.00	\$0.00	\$0.00	\$0.00	\$9,524.18	\$14,195.60	\$105,334.92	\$53,588.56	\$9,488.80	\$46,744.40	\$261,941.64	\$0.00
253000 Medicinas y productos farmacéuticos	\$112,413.82	\$0.00	\$4,255.81	\$2,076.01	\$0.00	\$0.00	\$0.00	\$0.00	\$0.00	\$62,582.00	\$43,500.00	\$0.00	\$0.00	\$112,413.82	\$0.00
253001 Medicinas y Productos Farmacéuticos	\$112,413.82	\$0.00	\$4,255.81	\$2,076.01	\$0.00	\$0.00	\$0.00	\$0.00	\$0.00	\$62,582.00	\$43,500.00	\$0.00	\$0.00	\$112,413.82	\$0.00
254000 Materiales, accesorios y suministros médic	\$149,527.82	\$0.00	\$6,503.37	\$10,229.99	\$0.00	\$0.00	\$0.00	\$9,524.18	\$14,195.60	\$42,752.92	\$10,088.56	\$9,488.80	\$46,744.40	\$149,527.82	\$0.00
254001 Materiales y Suministros Médicos	\$149,527.82	\$0.00	\$6,503.37	\$10,229.99	\$0.00	\$0.00	\$0.00	\$9,524.18	\$14,195.60	\$42,752.92	\$10,088.56	\$9,488.80	\$46,744.40	\$149,527.82	\$0.00



MUNICIPIO DE FRANCISCO I. MADERO, HIDALGO
HIDALGO

Analítico Mensual de Egresos Pagados por Fuente de Financiamiento al 31/dic./2021
(Cuentas con Movimientos)
(Cifras en pesos y centavos)

Fecha y hora de Impresión | 10/ene./2022
04:41 p. m.

Usr: supervisor
Rep: rpt/AnalíticoPresupuestoEgresos_FF

Objeto del Gasto	Presupuesto Vigente	Ene	Fob	Mar	Abr	May	Jun	Jul	Ago	Sep	Oct	Nov	Dic	Total	Diferencia (Vigente - Total)
270000 Vestuario, blancos, prendas de protección	\$77,367.08	\$5,122.10	\$59,985.98	\$5,270.00	\$0.00	\$0.00	\$0.00	\$0.00	\$0.00	\$0.00	\$0.00	\$0.00	\$6,989.00	\$77,367.08	\$0.00
271000 Vestuario y uniformes	\$62,806.00	\$0.00	\$57,536.00	\$5,270.00	\$0.00	\$0.00	\$0.00	\$0.00	\$0.00	\$0.00	\$0.00	\$0.00	\$0.00	\$62,806.00	\$0.00
271001 Vestuario, Uniformes	\$62,806.00	\$0.00	\$57,536.00	\$5,270.00	\$0.00	\$0.00	\$0.00	\$0.00	\$0.00	\$0.00	\$0.00	\$0.00	\$0.00	\$62,806.00	\$0.00
272000 Prendas de seguridad y protección person	\$14,561.08	\$5,122.10	\$2,449.98	\$0.00	\$0.00	\$0.00	\$0.00	\$0.00	\$0.00	\$0.00	\$0.00	\$0.00	\$6,989.00	\$14,561.08	\$0.00
272001 Prendas de Protección	\$14,561.08	\$5,122.10	\$2,449.98	\$0.00	\$0.00	\$0.00	\$0.00	\$0.00	\$0.00	\$0.00	\$0.00	\$0.00	\$6,989.00	\$14,561.08	\$0.00
280000 Materiales y suministros para seguridad	\$5,249.93	\$5,249.93	\$0.00	\$0.00	\$0.00	\$0.00	\$0.00	\$0.00	\$0.00	\$0.00	\$0.00	\$0.00	\$0.00	\$5,249.93	\$0.00
283000 Prendas de protección para seguridad púb	\$5,249.93	\$5,249.93	\$0.00	\$0.00	\$0.00	\$0.00	\$0.00	\$0.00	\$0.00	\$0.00	\$0.00	\$0.00	\$0.00	\$5,249.93	\$0.00
283001 Prendas de protección para seguridad púb	\$5,249.93	\$5,249.93	\$0.00	\$0.00	\$0.00	\$0.00	\$0.00	\$0.00	\$0.00	\$0.00	\$0.00	\$0.00	\$0.00	\$5,249.93	\$0.00
290000 Herramientas, refacciones y accesorios n	\$247,640.57	\$26,855.01	\$55,569.34	\$96,347.13	\$1,563.91	\$370.04	\$12,725.20	\$14,381.68	\$2,084.00	\$1,816.21	\$10,500.00	\$316.68	\$25,111.37	\$247,640.57	\$0.00
291000 Herramientas menores	\$195,073.49	\$23,786.01	\$51,494.80	\$79,911.06	\$0.00	\$370.04	\$0.00	\$0.00	\$2,084.00	\$1,816.21	\$10,500.00	\$0.00	\$25,111.37	\$195,073.49	\$0.00
291001 Herramientas Menores	\$195,073.49	\$23,786.01	\$51,494.80	\$79,911.06	\$0.00	\$370.04	\$0.00	\$0.00	\$2,084.00	\$1,816.21	\$10,500.00	\$0.00	\$25,111.37	\$195,073.49	\$0.00
294000 Refacciones y accesorios menores de equ	\$16,786.05	\$0.00	\$3,308.94	\$580.00	\$1,563.91	\$0.00	\$11,333.20	\$0.00	\$0.00	\$0.00	\$0.00	\$0.00	\$0.00	\$16,786.05	\$0.00
294001 Refacciones y accesorios menores de equ	\$16,786.05	\$0.00	\$3,308.94	\$580.00	\$1,563.91	\$0.00	\$11,333.20	\$0.00	\$0.00	\$0.00	\$0.00	\$0.00	\$0.00	\$16,786.05	\$0.00
296000 Refacciones y accesorios menores de equ	\$3,834.60	\$3,069.00	\$765.60	\$0.00	\$0.00	\$0.00	\$0.00	\$0.00	\$0.00	\$0.00	\$0.00	\$0.00	\$0.00	\$3,834.60	\$0.00
296001 Refacciones y accesorios menores de equ	\$3,834.60	\$3,069.00	\$765.60	\$0.00	\$0.00	\$0.00	\$0.00	\$0.00	\$0.00	\$0.00	\$0.00	\$0.00	\$0.00	\$3,834.60	\$0.00
298000 Refacciones y accesorios menores de mac	\$31,946.43	\$0.00	\$0.00	\$15,856.07	\$0.00	\$0.00	\$1,392.00	\$14,381.68	\$0.00	\$0.00	\$0.00	\$316.68	\$0.00	\$31,946.43	\$0.00
298001 Refacciones y accesorios menores de mac	\$31,946.43	\$0.00	\$0.00	\$15,856.07	\$0.00	\$0.00	\$1,392.00	\$14,381.68	\$0.00	\$0.00	\$0.00	\$316.68	\$0.00	\$31,946.43	\$0.00
300000 SERVICIOS GENERALES	\$3,345,473.87	\$85,359.70	\$406,051.87	\$247,384.80	\$262,180.51	\$215,519.23	\$174,327.01	\$395,168.19	\$485,254.85	\$267,973.16	\$279,420.16	\$151,695.54	\$333,138.85	\$3,303,473.87	\$42,000.00
310000 Servicios básicos	\$37,116.00	\$2,793.00	\$3,193.00	\$2,794.00	\$2,794.00	\$4,995.00	\$2,794.00	\$2,794.00	\$3,643.00	\$3,333.00	\$2,794.00	\$4,115.94	\$1,073.06	\$37,116.00	\$0.00
311000 Energía eléctrica	\$0.00	\$0.00	\$0.00	\$0.00	\$0.00	\$0.00	\$0.00	\$0.00	\$0.00	\$0.00	\$0.00	\$1,321.94	-\$1,321.94	\$0.00	\$0.00
311001 Servicio de Energía Eléctrica	\$0.00	\$0.00	\$0.00	\$0.00	\$0.00	\$0.00	\$0.00	\$0.00	\$0.00	\$0.00	\$0.00	\$1,321.94	-\$1,321.94	\$0.00	\$0.00
314000 Telefonía tradicional	\$34,916.00	\$2,793.00	\$3,193.00	\$2,794.00	\$2,794.00	\$2,795.00	\$2,794.00	\$2,794.00	\$3,643.00	\$3,333.00	\$2,794.00	\$2,794.00	\$2,395.00	\$34,916.00	\$0.00
314001 Servicio Telefónico Tradicional	\$34,916.00	\$2,793.00	\$3,193.00	\$2,794.00	\$2,794.00	\$2,795.00	\$2,794.00	\$2,794.00	\$3,643.00	\$3,333.00	\$2,794.00	\$2,794.00	\$2,395.00	\$34,916.00	\$0.00
319000 Servicios integrales y otros servicios	\$2,200.00	\$0.00	\$0.00	\$0.00	\$0.00	\$2,200.00	\$0.00	\$0.00	\$0.00	\$0.00	\$0.00	\$0.00	\$0.00	\$2,200.00	\$0.00
319001 Servicios integrales y otros servicios	\$2,200.00	\$0.00	\$0.00	\$0.00	\$0.00	\$2,200.00	\$0.00	\$0.00	\$0.00	\$0.00	\$0.00	\$0.00	\$0.00	\$2,200.00	\$0.00
320000 Servicios de arrendamiento	\$1,030,727.39	\$0.00	\$139,200.00	\$41,760.00	\$82,940.00	\$32,039.20	\$10,440.00	\$37,424.00	\$272,859.84	\$71,654.36	\$75,656.36	\$71,654.36	\$195,099.27	\$1,030,727.39	\$0.00
323000 Arrendamiento de mobiliario y equipo de a	\$12,350.55	\$0.00	\$0.00	\$0.00	\$0.00	\$0.00	\$0.00	\$0.00	\$0.00	\$0.00	\$0.00	\$0.00	\$12,350.55	\$12,350.55	\$0.00
323002 Arrendamiento de Equipo de Fotocopiado	\$12,350.55	\$0.00	\$0.00	\$0.00	\$0.00	\$0.00	\$0.00	\$0.00	\$0.00	\$0.00	\$0.00	\$0.00	\$12,350.55	\$12,350.55	\$0.00
325000 Arrendamiento de equipo de transporte	\$540,489.24	\$0.00	\$0.00	\$0.00	\$0.00	\$0.00	\$0.00	\$0.00	\$203,097.44	\$71,654.36	\$71,654.36	\$71,654.36	\$122,428.72	\$540,489.24	\$0.00
325001 Servicios de arrendamiento de vehículos y	\$540,489.24	\$0.00	\$0.00	\$0.00	\$0.00	\$0.00	\$0.00	\$0.00	\$203,097.44	\$71,654.36	\$71,654.36	\$71,654.36	\$122,428.72	\$540,489.24	\$0.00
326000 Arrendamiento de maquinaria, otros equip	\$248,994.00	\$0.00	\$139,200.00	\$41,760.00	\$0.00	\$0.00	\$10,440.00	\$6,960.00	\$0.00	\$0.00	\$1,914.00	\$0.00	\$48,720.00	\$248,994.00	\$0.00
326001 Arrendamiento de Maquinaria y Equipo	\$248,994.00	\$0.00	\$139,200.00	\$41,760.00	\$0.00	\$0.00	\$10,440.00	\$6,960.00	\$0.00	\$0.00	\$1,914.00	\$0.00	\$48,720.00	\$248,994.00	\$0.00
327000 Arrendamiento de activos intangibles	\$12,600.00	\$0.00	\$0.00	\$0.00	\$0.00	\$0.00	\$0.00	\$12,600.00	\$0.00	\$0.00	\$0.00	\$0.00	\$0.00	\$12,600.00	\$0.00
327001 Arrendamiento de activos intangibles	\$12,600.00	\$0.00	\$0.00	\$0.00	\$0.00	\$0.00	\$0.00	\$12,600.00	\$0.00	\$0.00	\$0.00	\$0.00	\$0.00	\$12,600.00	\$0.00
329000 Otros arrendamientos	\$216,293.60	\$0.00	\$0.00	\$0.00	\$82,940.00	\$32,039.20	\$0.00	\$17,864.00	\$69,762.40	\$0.00	\$2,088.00	\$0.00	\$11,600.00	\$216,293.60	\$0.00
329001 Otros arrendamientos	\$216,293.60	\$0.00	\$0.00	\$0.00	\$82,940.00	\$32,039.20	\$0.00	\$17,864.00	\$69,762.40	\$0.00	\$2,088.00	\$0.00	\$11,600.00	\$216,293.60	\$0.00
330000 Servicios profesionales, científicos, técni	\$107,199.88	\$0.00	\$0.00	\$4,060.00	\$0.00	\$41,900.00	\$0.00	\$56,550.00	\$0.00	\$0.00	\$0.00	\$0.00	\$4,689.88	\$107,199.88	\$0.00
331000 Servicios legales, de contabilidad, auditorí	\$25,810.00	\$0.00	\$0.00	\$4,060.00	\$0.00	\$0.00	\$0.00	\$21,750.00	\$0.00	\$0.00	\$0.00	\$0.00	\$0.00	\$25,810.00	\$0.00
331001 Servicios legales	\$25,810.00	\$0.00	\$0.00	\$4,060.00	\$0.00	\$0.00	\$0.00	\$21,750.00	\$0.00	\$0.00	\$0.00	\$0.00	\$0.00	\$25,810.00	\$0.00
334000 Servicios de capacitación	\$76,700.00	\$0.00	\$0.00	\$0.00	\$0.00	\$41,900.00	\$0.00	\$34,800.00	\$0.00	\$0.00	\$0.00	\$0.00	\$0.00	\$76,700.00	\$0.00



MUNICIPIO DE FRANCISCO I. MADERO, HIDALGO

Analítico Mensual de Egresos Pagados por Fuente de Financiamiento al 31/dic./2021 (Cuentas con Movimientos) (Cifras en pesos y centavos)

Fecha y hora de Impresión | 10/ene./2022
04:41 p. m.



Usr: supervisor
Rep: rptAnalíticoPresupuestoEgresos_FF


Objeto del Gasto		Presupuesto Vigente	Ene	Feb	Mar	Abr	May	Jun	Jul	Ago	Sep	Oct	Nov	Dic	Total	Diferencia (Vigente - Total)
334001	Capacitación	\$76,700.00	\$0.00	\$0.00	\$0.00	\$0.00	\$41,900.00	\$0.00	\$34,800.00	\$0.00	\$0.00	\$0.00	\$0.00	\$0.00	\$76,700.00	\$0.00
339000	Servicios profesionales, científicos y técnico	\$4,689.88	\$0.00	\$0.00	\$0.00	\$0.00	\$0.00	\$0.00	\$0.00	\$0.00	\$0.00	\$0.00	\$0.00	\$4,689.88	\$4,689.88	\$0.00
339003	Prestación de Servicios Profesionales	\$4,689.88	\$0.00	\$0.00	\$0.00	\$0.00	\$0.00	\$0.00	\$0.00	\$0.00	\$0.00	\$0.00	\$0.00	\$4,689.88	\$4,689.88	\$0.00
340000	Servicios financieros, bancarios y comercio	\$9,281.80	\$0.00	\$0.00	\$0.00	\$0.00	\$0.00	\$0.00	\$9,281.80	\$0.00	\$0.00	\$0.00	\$0.00	\$0.00	\$9,281.80	\$0.00
345000	Seguro de bienes patrimoniales	\$9,281.80	\$0.00	\$0.00	\$0.00	\$0.00	\$0.00	\$0.00	\$9,281.80	\$0.00	\$0.00	\$0.00	\$0.00	\$0.00	\$9,281.80	\$0.00
345001	Seguros	\$9,281.80	\$0.00	\$0.00	\$0.00	\$0.00	\$0.00	\$0.00	\$9,281.80	\$0.00	\$0.00	\$0.00	\$0.00	\$0.00	\$9,281.80	\$0.00
350000	Servicios de instalación, reparación, mantenimiento	\$1,036,962.63	\$72,990.90	\$230,739.47	\$87,369.04	\$51,910.80	\$6,555.60	\$8,179.00	\$215,854.89	\$181,067.01	\$67,384.40	\$92,823.20	\$9,905.00	\$12,183.32	\$1,036,962.63	\$0.00
351000	Conservación y mantenimiento menor de bienes muebles	\$133,895.70	\$24,940.00	\$20,678.61	\$51,961.20	\$1,996.00	\$6,413.60	\$6,579.00	\$10,442.09	\$10,885.20	\$0.00	\$0.00	\$0.00	\$0.00	\$133,895.70	\$0.00
351001	Conservación y mantenimiento menor de bienes muebles	\$133,895.70	\$24,940.00	\$20,678.61	\$51,961.20	\$1,996.00	\$6,413.60	\$6,579.00	\$10,442.09	\$10,885.20	\$0.00	\$0.00	\$0.00	\$0.00	\$133,895.70	\$0.00
353000	Instalación, reparación y mantenimiento de bienes inmuebles	\$28,512.00	\$0.00	\$0.00	\$0.00	\$0.00	\$0.00	\$1,600.00	\$0.00	\$19,952.00	\$0.00	\$6,960.00	\$0.00	\$0.00	\$28,512.00	\$0.00
353001	Mantenimiento de bienes informáticos	\$28,512.00	\$0.00	\$0.00	\$0.00	\$0.00	\$0.00	\$1,600.00	\$0.00	\$19,952.00	\$0.00	\$6,960.00	\$0.00	\$0.00	\$28,512.00	\$0.00
355000	Reparación y mantenimiento de equipo de transporte	\$664,925.21	\$14,909.70	\$210,060.86	\$25,315.84	\$1,392.00	\$0.00	\$0.00	\$201,932.80	\$129,268.61	\$7,470.40	\$55,158.00	\$6,425.00	\$12,992.00	\$664,925.21	\$0.00
355001	Mantenimiento de Vehículos	\$664,925.21	\$14,909.70	\$210,060.86	\$25,315.84	\$1,392.00	\$0.00	\$0.00	\$201,932.80	\$129,268.61	\$7,470.40	\$55,158.00	\$6,425.00	\$12,992.00	\$664,925.21	\$0.00
357000	Instalación, reparación y mantenimiento de equipo de oficina	\$182,833.72	\$33,141.20	\$0.00	\$10,092.00	\$48,522.80	\$142.00	\$0.00	\$0.00	\$15,045.20	\$56,434.00	\$27,225.20	\$0.00	-\$7,768.68	\$182,833.72	\$0.00
357001	Mantenimiento de Maquinaria y Equipo	\$182,833.72	\$33,141.20	\$0.00	\$10,092.00	\$48,522.80	\$142.00	\$0.00	\$0.00	\$15,045.20	\$56,434.00	\$27,225.20	\$0.00	-\$7,768.68	\$182,833.72	\$0.00
358000	Servicios de limpieza y manejo de desechos	\$26,796.00	\$0.00	\$0.00	\$0.00	\$0.00	\$0.00	\$0.00	\$3,480.00	\$5,916.00	\$3,480.00	\$3,480.00	\$3,480.00	\$6,960.00	\$26,796.00	\$0.00
358001	Servicio de Lavandería Limpieza y Fumiga	\$26,796.00	\$0.00	\$0.00	\$0.00	\$0.00	\$0.00	\$0.00	\$3,480.00	\$5,916.00	\$3,480.00	\$3,480.00	\$3,480.00	\$6,960.00	\$26,796.00	\$0.00
360000	Servicios de comunicación social y pública	\$240,029.76	\$0.00	\$13,920.00	\$43,831.76	\$18,618.00	\$24,360.00	\$16,240.00	\$8,120.00	\$24,360.00	\$19,740.00	\$19,740.00	\$16,240.00	\$34,860.00	\$240,029.76	\$0.00
361000	Difusión por radio, televisión y otros medios	\$132,399.76	\$0.00	\$13,920.00	\$24,401.76	\$18,618.00	\$8,120.00	\$8,120.00	\$8,120.00	\$8,120.00	\$8,120.00	\$16,240.00	\$0.00	\$18,620.00	\$132,399.76	\$0.00
361001	Difusión de programas y actividades gubernamentales	\$132,399.76	\$0.00	\$13,920.00	\$24,401.76	\$18,618.00	\$8,120.00	\$8,120.00	\$8,120.00	\$8,120.00	\$8,120.00	\$16,240.00	\$0.00	\$18,620.00	\$132,399.76	\$0.00
366000	Servicio de creación y difusión de contenidos	\$107,630.00	\$0.00	\$0.00	\$19,430.00	\$0.00	\$16,240.00	\$8,120.00	\$0.00	\$16,240.00	\$11,620.00	\$3,500.00	\$16,240.00	\$16,240.00	\$107,630.00	\$0.00
366001	Servicio de creación y difusión de contenidos	\$107,630.00	\$0.00	\$0.00	\$19,430.00	\$0.00	\$16,240.00	\$8,120.00	\$0.00	\$16,240.00	\$11,620.00	\$3,500.00	\$16,240.00	\$16,240.00	\$107,630.00	\$0.00
370000	Servicios de traslado y viáticos	\$12,336.00	\$0.00	\$0.00	\$0.00	\$0.00	\$0.00	\$0.00	\$12,336.00	\$0.00	\$0.00	\$0.00	\$0.00	\$0.00	\$12,336.00	\$0.00
371000	Pasajes aéreos	\$12,336.00	\$0.00	\$0.00	\$0.00	\$0.00	\$0.00	\$0.00	\$12,336.00	\$0.00	\$0.00	\$0.00	\$0.00	\$0.00	\$12,336.00	\$0.00
371001	Pasajes aéreos	\$12,336.00	\$0.00	\$0.00	\$0.00	\$0.00	\$0.00	\$0.00	\$12,336.00	\$0.00	\$0.00	\$0.00	\$0.00	\$0.00	\$12,336.00	\$0.00
380000	Servicios oficiales	\$725,935.41	\$9,575.80	\$18,999.40	\$67,570.00	\$105,917.71	\$105,669.43	\$133,613.01	\$46,543.50	\$225.00	\$54,827.40	\$88,406.60	\$9,354.24	\$85,233.32	\$725,935.41	\$0.00
382000	Gastos de orden social y cultural	\$725,935.41	\$9,575.80	\$18,999.40	\$67,570.00	\$105,917.71	\$105,669.43	\$133,613.01	\$46,543.50	\$225.00	\$54,827.40	\$88,406.60	\$9,354.24	\$85,233.32	\$725,935.41	\$0.00
382001	Gastos de orden social	\$725,935.41	\$9,575.80	\$18,999.40	\$67,570.00	\$105,917.71	\$105,669.43	\$133,613.01	\$46,543.50	\$225.00	\$54,827.40	\$88,406.60	\$9,354.24	\$85,233.32	\$725,935.41	\$0.00
390000	Otros servicios generales	\$145,885.00	\$0.00	\$0.00	\$0.00	\$0.00	\$0.00	\$3,061.00	\$6,264.00	\$3,100.00	\$51,034.00	\$0.00	\$40,426.00	\$0.00	\$103,885.00	\$42,000.00
392000	Impuestos y derechos	\$127,071.00	\$0.00	\$0.00	\$0.00	\$0.00	\$0.00	\$3,061.00	\$0.00	\$0.00	\$41,584.00	\$0.00	\$40,426.00	\$0.00	\$85,071.00	\$42,000.00
392006	Pago de derechos	\$127,071.00	\$0.00	\$0.00	\$0.00	\$0.00	\$0.00	\$3,061.00	\$0.00	\$0.00	\$41,584.00	\$0.00	\$40,426.00	\$0.00	\$85,071.00	\$42,000.00
399000	Otros servicios generales	\$18,814.00	\$0.00	\$0.00	\$0.00	\$0.00	\$0.00	\$0.00	\$6,264.00	\$3,100.00	\$9,450.00	\$0.00	\$0.00	\$0.00	\$18,814.00	\$0.00
399001	Exámenes Toxicológicos	\$9,364.00	\$0.00	\$0.00	\$0.00	\$0.00	\$0.00	\$0.00	\$6,264.00	\$3,100.00	\$0.00	\$0.00	\$0.00	\$0.00	\$9,364.00	\$0.00
399003	Gastos de Apoyo de las Funciones Públicas	\$9,450.00	\$0.00	\$0.00	\$0.00	\$0.00	\$0.00	\$0.00	\$0.00	\$0.00	\$9,450.00	\$0.00	\$0.00	\$0.00	\$9,450.00	\$0.00
400000	TRANSFERENCIAS, ASIGNACIONES	\$1,645,802.20	\$31,347.10	\$50,632.60	\$42,549.51	\$183,683.92	\$135,307.99	\$251,979.26	\$188,923.20	\$128,202.17	\$15,420.72	\$90,060.26	\$427,741.96	\$99,953.51	\$1,645,802.20	\$200,000.00
430000	Subsidios y subvenciones	\$100,000.00	\$0.00	\$0.00	\$0.00	\$0.00	\$0.00	\$0.00	\$0.00	\$0.00	\$0.00	\$0.00	\$0.00	\$0.00	\$0.00	\$100,000.00
439000	Otros subsidios	\$100,000.00	\$0.00	\$0.00	\$0.00	\$0.00	\$0.00	\$0.00	\$0.00	\$0.00	\$0.00	\$0.00	\$0.00	\$0.00	\$0.00	\$100,000.00
439001	Otros subsidios	\$100,000.00	\$0.00	\$0.00	\$0.00	\$0.00	\$0.00	\$0.00	\$0.00	\$0.00	\$0.00	\$0.00	\$0.00	\$0.00	\$0.00	\$100,000.00
440000	Ayudas sociales	\$1,445,802.20	\$31,347.10	\$50,632.60	\$42,549.51	\$183,683.92	\$135,307.99	\$251,979.26	\$188,923.20	\$128,202.17	\$15,420.72	\$90,060.26	\$427,741.96	\$99,953.51	\$1,445,802.20	\$0.00
441000	Ayudas sociales a personas con discapacidad	\$697,516.16	\$15,107.10	\$50,632.60	\$37,069.51	\$172,758.54	\$14,691.50	\$159,083.80	\$14,900.00	\$23,119.60	\$0.00	\$0.00	\$3,100.00	\$97,053.51	\$587,516.16	\$100,000.00



MUNICIPIO DE FRANCISCO I. MADERO, HIDALGO
HIDALGO

Análitico Mensual de Egresos Pagados por Fuente de Financiamiento al 31/dic./2021
(Cuentas con Movimientos)
(Cifras en pesos y centavos)

Objeto del Gasto	Presupuesto Vigente	Ene	Feb	Mar	Abr	May	Jun	Jul	Ago	Sep	Oct	Nov	Dic	Total	Diferencia (Vigente - Total)
441001 Ayudas sociales a personas	\$687,516.16	\$15,107.10	\$50,632.60	\$37,069.51	\$172,758.54	\$14,691.50	\$159,083.80	\$14,900.00	\$23,119.60	\$0.00	\$0.00	\$3,100.00	\$97,053.51	\$587,516.16	\$100,000.00
443000 Ayudas sociales a Instituciones de enseña	\$353,186.09	\$0.00	\$0.00	\$0.00	\$0.00	\$0.00	\$5,634.17	\$3,867.00	\$8,158.55	\$4,650.00	\$7,178.38	\$323,697.99	\$0.00	\$353,186.09	\$0.00
443001 Ayudas sociales a Instituciones de enseña	\$353,186.09	\$0.00	\$0.00	\$0.00	\$0.00	\$0.00	\$5,634.17	\$3,867.00	\$8,158.55	\$4,650.00	\$7,178.38	\$323,697.99	\$0.00	\$353,186.09	\$0.00
444000 Ayudas sociales a actividades científicas o	\$8,000.00	\$0.00	\$0.00	\$2,000.00	\$2,000.00	\$0.00	\$0.00	\$0.00	\$2,000.00	\$0.00	\$0.00	\$0.00	\$0.00	\$6,000.00	\$0.00
444001 Ayudas sociales a actividades científicas o	\$8,000.00	\$0.00	\$0.00	\$2,000.00	\$2,000.00	\$0.00	\$0.00	\$0.00	\$2,000.00	\$0.00	\$0.00	\$0.00	\$0.00	\$6,000.00	\$0.00
445000 Ayudas sociales a Instituciones sin fines de	\$128,172.06	\$0.00	\$0.00	\$3,480.00	\$803.88	\$25,908.34	\$52,421.84	\$45,558.00	\$0.00	\$0.00	\$0.00	\$0.00	\$0.00	\$128,172.06	\$0.00
445001 Subsidios para el Fomento Deportivo	\$49,541.84	\$0.00	\$0.00	\$0.00	\$0.00	\$0.00	\$36,799.84	\$12,742.00	\$0.00	\$0.00	\$0.00	\$0.00	\$0.00	\$49,541.84	\$0.00
445002 Subsidios a organizaciones diversas	\$78,630.22	\$0.00	\$0.00	\$3,480.00	\$803.88	\$25,908.34	\$15,622.00	\$32,816.00	\$0.00	\$0.00	\$0.00	\$0.00	\$0.00	\$78,630.22	\$0.00
446000 Ayudas sociales a cooperativas	\$570,927.89	\$16,240.00	\$0.00	\$0.00	\$8,121.50	\$94,708.15	\$34,839.45	\$124,598.20	\$94,924.02	\$10,770.72	\$82,881.88	\$100,943.97	\$2,900.00	\$570,927.89	\$0.00
446001 Ayudas sociales a cooperativas	\$570,927.89	\$16,240.00	\$0.00	\$0.00	\$8,121.50	\$94,708.15	\$34,839.45	\$124,598.20	\$94,924.02	\$10,770.72	\$82,881.88	\$100,943.97	\$2,900.00	\$570,927.89	\$0.00
500000 BIENES MUEBLES, INMUEBLES E IN	\$137,164.57	\$31,375.01	\$54,518.84	\$7,200.00	\$0.00	\$0.00	\$22,620.00	\$0.00	\$10,725.36	\$0.00	\$0.00	\$10,725.36	\$0.00	\$137,164.57	\$0.00
510000 Mobiliario y equipo de administración	\$10,438.84	\$0.00	\$10,438.84	\$0.00	\$0.00	\$0.00	\$0.00	\$0.00	\$0.00	\$0.00	\$0.00	\$0.00	\$0.00	\$10,438.84	\$0.00
515000 Equipo de cómputo y de tecnología de la it	\$10,438.84	\$0.00	\$10,438.84	\$0.00	\$0.00	\$0.00	\$0.00	\$0.00	\$0.00	\$0.00	\$0.00	\$0.00	\$0.00	\$10,438.84	\$0.00
515001 Bienes informáticos	\$10,438.84	\$0.00	\$10,438.84	\$0.00	\$0.00	\$0.00	\$0.00	\$0.00	\$0.00	\$0.00	\$0.00	\$0.00	\$0.00	\$10,438.84	\$0.00
520000 Mobiliario y equipo educacional y recreat	\$22,620.00	\$0.00	\$0.00	\$0.00	\$0.00	\$0.00	\$22,620.00	\$0.00	\$0.00	\$0.00	\$0.00	\$0.00	\$0.00	\$22,620.00	\$0.00
523000 Cámaras fotográficas y de video	\$22,620.00	\$0.00	\$0.00	\$0.00	\$0.00	\$0.00	\$22,620.00	\$0.00	\$0.00	\$0.00	\$0.00	\$0.00	\$0.00	\$22,620.00	\$0.00
523001 Cámaras fotográficas y de video	\$22,620.00	\$0.00	\$0.00	\$0.00	\$0.00	\$0.00	\$22,620.00	\$0.00	\$0.00	\$0.00	\$0.00	\$0.00	\$0.00	\$22,620.00	\$0.00
530000 Equipo e Instrumental médico y de labora	\$51,280.00	\$0.00	\$44,080.00	\$7,200.00	\$0.00	\$0.00	\$0.00	\$0.00	\$0.00	\$0.00	\$0.00	\$0.00	\$0.00	\$51,280.00	\$0.00
531000 Equipo médico y de laboratorio	\$44,080.00	\$0.00	\$44,080.00	\$0.00	\$0.00	\$0.00	\$0.00	\$0.00	\$0.00	\$0.00	\$0.00	\$0.00	\$0.00	\$44,080.00	\$0.00
531001 Equipo médico y de laboratorio	\$44,080.00	\$0.00	\$44,080.00	\$0.00	\$0.00	\$0.00	\$0.00	\$0.00	\$0.00	\$0.00	\$0.00	\$0.00	\$0.00	\$44,080.00	\$0.00
532000 Instrumental médico y de laboratorio	\$7,200.00	\$0.00	\$0.00	\$7,200.00	\$0.00	\$0.00	\$0.00	\$0.00	\$0.00	\$0.00	\$0.00	\$0.00	\$0.00	\$7,200.00	\$0.00
532001 Instrumental Médico y de Laboratorio	\$7,200.00	\$0.00	\$0.00	\$7,200.00	\$0.00	\$0.00	\$0.00	\$0.00	\$0.00	\$0.00	\$0.00	\$0.00	\$0.00	\$7,200.00	\$0.00
560000 Maquinaria, otros equipos y herramientas	\$52,825.73	\$31,375.01	\$0.00	\$0.00	\$0.00	\$0.00	\$0.00	\$0.00	\$10,725.36	\$0.00	\$0.00	\$10,725.36	\$0.00	\$52,825.73	\$0.00
562000 Maquinaria y equipo industrial	\$10,725.36	\$0.00	\$0.00	\$0.00	\$0.00	\$0.00	\$0.00	\$0.00	\$0.00	\$0.00	\$0.00	\$10,725.36	\$0.00	\$10,725.36	\$0.00
562001 Maquinaria y equipo Industrial	\$10,725.36	\$0.00	\$0.00	\$0.00	\$0.00	\$0.00	\$0.00	\$0.00	\$0.00	\$0.00	\$0.00	\$10,725.36	\$0.00	\$10,725.36	\$0.00
567000 Herramientas y máquinas-herramienta	\$42,100.37	\$31,375.01	\$0.00	\$0.00	\$0.00	\$0.00	\$0.00	\$0.00	\$10,725.36	\$0.00	\$0.00	\$0.00	\$0.00	\$42,100.37	\$0.00
567001 Herramientas y Máquinas-Herramientas	\$42,100.37	\$31,375.01	\$0.00	\$0.00	\$0.00	\$0.00	\$0.00	\$0.00	\$10,725.36	\$0.00	\$0.00	\$0.00	\$0.00	\$42,100.37	\$0.00
RECURSOS PROPIOS 2021	\$10,849,840.33	\$464,043.93	\$1,025,639.42	\$613,054.76	\$644,553.28	\$611,954.75	\$647,788.47	\$896,359.20	\$919,579.54	\$753,310.49	\$887,501.86	\$875,364.07	\$2,012,904.77	\$10,152,063.94	\$697,776.39
1121 BENEFICIARIOS FAISM 2017															
600000 INVERSION PUBLICA	\$41,574.61	\$0.00	\$0.00	\$0.00	\$0.00	\$0.00	\$0.00	\$0.00	\$0.00	\$0.00	\$0.00	\$0.00	\$0.00	\$0.00	\$41,574.61
610000 Obra pública en bienes de dominio públic	\$41,574.61	\$0.00	\$0.00	\$0.00	\$0.00	\$0.00	\$0.00	\$0.00	\$0.00	\$0.00	\$0.00	\$0.00	\$0.00	\$0.00	\$41,574.61
613000 Construcción de obras para el abastecimie	\$39,574.61	\$0.00	\$0.00	\$0.00	\$0.00	\$0.00	\$0.00	\$0.00	\$0.00	\$0.00	\$0.00	\$0.00	\$0.00	\$0.00	\$39,574.61
613001 Construcción de obras para el abastecimie	\$39,574.61	\$0.00	\$0.00	\$0.00	\$0.00	\$0.00	\$0.00	\$0.00	\$0.00	\$0.00	\$0.00	\$0.00	\$0.00	\$0.00	\$39,574.61
617000 Instalaciones y equipamiento en construcc	\$2,000.00	\$0.00	\$0.00	\$0.00	\$0.00	\$0.00	\$0.00	\$0.00	\$0.00	\$0.00	\$0.00	\$0.00	\$0.00	\$0.00	\$2,000.00
617001 Instalaciones y equipamiento en construcc	\$2,000.00	\$0.00	\$0.00	\$0.00	\$0.00	\$0.00	\$0.00	\$0.00	\$0.00	\$0.00	\$0.00	\$0.00	\$0.00	\$0.00	\$2,000.00
BENEFICIARIOS FAISM 2017	\$41,574.61	\$0.00	\$0.00	\$0.00	\$0.00	\$0.00	\$0.00	\$0.00	\$0.00	\$0.00	\$0.00	\$0.00	\$0.00	\$0.00	\$41,574.61



MUNICIPIO DE FRANCISCO I. MADERO, HIDALGO
HIDALGO

Analítico Mensual de Egresos Pagados por Fuente de Financiamiento al 31/dic./2021
(Cuentas con Movimientos)
(Cifras en pesos y centavos)


Fecha y hora de Impresión 10/ene./2022 04:41 p. m.

Objeto del Gasto	Presupuesto Vigente	Ene	Feb	Mar	Abr	May	Jun	Jul	Ago	Sep	Oct	Nov	Dic	Total	Diferencia (Vigente - Total)
1122 BENEFICIARIOS FAISM 2018															
600000 INVERSION PUBLICA	\$60,747.70	\$0.00	\$0.00	\$0.00	\$0.00	\$0.00	\$0.00	\$0.00	\$0.00	\$0.00	\$0.00	\$0.00	\$0.00	\$0.00	\$60,747.70
610000 Obra pública en bienes de dominio público	\$60,747.70	\$0.00	\$0.00	\$0.00	\$0.00	\$0.00	\$0.00	\$0.00	\$0.00	\$0.00	\$0.00	\$0.00	\$0.00	\$0.00	\$60,747.70
613000 Construcción de obras para el abastecimie	\$53,749.65	\$0.00	\$0.00	\$0.00	\$0.00	\$0.00	\$0.00	\$0.00	\$0.00	\$0.00	\$0.00	\$0.00	\$0.00	\$0.00	\$53,749.65
613001 Construcción de obras para el abastecimie	\$53,749.65	\$0.00	\$0.00	\$0.00	\$0.00	\$0.00	\$0.00	\$0.00	\$0.00	\$0.00	\$0.00	\$0.00	\$0.00	\$0.00	\$53,749.65
615000 Construcción de vías de comunicación	\$6,998.05	\$0.00	\$0.00	\$0.00	\$0.00	\$0.00	\$0.00	\$0.00	\$0.00	\$0.00	\$0.00	\$0.00	\$0.00	\$0.00	\$6,998.05
615001 Construcción de vías de comunicación	\$6,998.05	\$0.00	\$0.00	\$0.00	\$0.00	\$0.00	\$0.00	\$0.00	\$0.00	\$0.00	\$0.00	\$0.00	\$0.00	\$0.00	\$6,998.05
BENEFICIARIOS FAISM 2018	\$60,747.70	\$0.00	\$0.00	\$0.00	\$0.00	\$0.00	\$0.00	\$0.00	\$0.00	\$0.00	\$0.00	\$0.00	\$0.00	\$0.00	\$60,747.70
1123 BENEFICIARIOS FAISM 2019															
600000 INVERSION PUBLICA	\$60,264.90	\$0.00	\$0.00	\$0.00	\$0.00	\$0.00	\$0.00	\$0.00	\$0.00	\$0.00	\$0.00	\$0.00	\$0.00	\$0.00	\$60,264.90
610000 Obra pública en bienes de dominio público	\$60,264.90	\$0.00	\$0.00	\$0.00	\$0.00	\$0.00	\$0.00	\$0.00	\$0.00	\$0.00	\$0.00	\$0.00	\$0.00	\$0.00	\$60,264.90
613000 Construcción de obras para el abastecimie	\$52,057.00	\$0.00	\$0.00	\$0.00	\$0.00	\$0.00	\$0.00	\$0.00	\$0.00	\$0.00	\$0.00	\$0.00	\$0.00	\$0.00	\$52,057.00
613001 Construcción de obras para el abastecimie	\$52,057.00	\$0.00	\$0.00	\$0.00	\$0.00	\$0.00	\$0.00	\$0.00	\$0.00	\$0.00	\$0.00	\$0.00	\$0.00	\$0.00	\$52,057.00
615000 Construcción de vías de comunicación	\$5,497.90	\$0.00	\$0.00	\$0.00	\$0.00	\$0.00	\$0.00	\$0.00	\$0.00	\$0.00	\$0.00	\$0.00	\$0.00	\$0.00	\$5,497.90
615001 Construcción de vías de comunicación	\$5,497.90	\$0.00	\$0.00	\$0.00	\$0.00	\$0.00	\$0.00	\$0.00	\$0.00	\$0.00	\$0.00	\$0.00	\$0.00	\$0.00	\$5,497.90
617000 Instalaciones y equipamiento en construcc	\$2,710.00	\$0.00	\$0.00	\$0.00	\$0.00	\$0.00	\$0.00	\$0.00	\$0.00	\$0.00	\$0.00	\$0.00	\$0.00	\$0.00	\$2,710.00
617001 Instalaciones y equipamiento en construcc	\$2,710.00	\$0.00	\$0.00	\$0.00	\$0.00	\$0.00	\$0.00	\$0.00	\$0.00	\$0.00	\$0.00	\$0.00	\$0.00	\$0.00	\$2,710.00
BENEFICIARIOS FAISM 2019	\$60,264.90	\$0.00	\$0.00	\$0.00	\$0.00	\$0.00	\$0.00	\$0.00	\$0.00	\$0.00	\$0.00	\$0.00	\$0.00	\$0.00	\$60,264.90
1511 F.G.P. 2020															
100000 SERVICIOS PERSONALES	\$2,146.00	\$2,146.00	\$0.00	\$0.00	\$0.00	\$0.00	\$0.00	\$0.00	\$0.00	\$0.00	\$0.00	\$0.00	\$0.00	\$2,146.00	\$0.00
120000 Remuneraciones al personal de carácter	\$2,146.00	\$2,146.00	\$0.00	\$0.00	\$0.00	\$0.00	\$0.00	\$0.00	\$0.00	\$0.00	\$0.00	\$0.00	\$0.00	\$2,146.00	\$0.00
122000 Sueldos base al personal eventual	\$2,146.00	\$2,146.00	\$0.00	\$0.00	\$0.00	\$0.00	\$0.00	\$0.00	\$0.00	\$0.00	\$0.00	\$0.00	\$0.00	\$2,146.00	\$0.00
122003 Lista de Raya	\$2,146.00	\$2,146.00	\$0.00	\$0.00	\$0.00	\$0.00	\$0.00	\$0.00	\$0.00	\$0.00	\$0.00	\$0.00	\$0.00	\$2,146.00	\$0.00
300000 SERVICIOS GENERALES	\$352,361.28	\$314,654.22	\$28,389.75	\$9,398.38	\$0.00	\$0.00	\$0.00	\$0.00	\$0.00	\$0.00	\$0.00	\$0.00	\$0.00	\$352,442.35	-\$81.07
390000 Otros servicios generales	\$352,361.28	\$314,654.22	\$28,389.75	\$9,398.38	\$0.00	\$0.00	\$0.00	\$0.00	\$0.00	\$0.00	\$0.00	\$0.00	\$0.00	\$352,442.35	-\$81.07
394000 Sentencias y resoluciones por autoridad cc	\$294,774.28	\$257,067.22	\$28,389.75	\$9,398.38	\$0.00	\$0.00	\$0.00	\$0.00	\$0.00	\$0.00	\$0.00	\$0.00	\$0.00	\$294,855.35	-\$81.07
394002 Sentencias y resoluciones por autoridad cc	\$294,774.28	\$257,067.22	\$28,389.75	\$9,398.38	\$0.00	\$0.00	\$0.00	\$0.00	\$0.00	\$0.00	\$0.00	\$0.00	\$0.00	\$294,855.35	-\$81.07
398000 Impuesto sobre nóminas y otros que se de	\$57,587.00	\$57,587.00	\$0.00	\$0.00	\$0.00	\$0.00	\$0.00	\$0.00	\$0.00	\$0.00	\$0.00	\$0.00	\$0.00	\$57,587.00	\$0.00
398001 Impuesto sobre nóminas y otros que se de	\$57,587.00	\$57,587.00	\$0.00	\$0.00	\$0.00	\$0.00	\$0.00	\$0.00	\$0.00	\$0.00	\$0.00	\$0.00	\$0.00	\$57,587.00	\$0.00
F.G.P. 2020	\$354,507.28	\$316,800.22	\$28,389.75	\$9,398.38	\$0.00	\$0.00	\$0.00	\$0.00	\$0.00	\$0.00	\$0.00	\$0.00	\$0.00	\$354,588.35	-\$81.07
1512 F.F.M. 2020															
200000 MATERIALES Y SUMINISTROS	\$820,952.63	\$120,952.63	\$600,000.00	\$100,000.00	\$0.00	\$0.00	\$0.00	\$0.00	\$0.00	\$0.00	\$0.00	\$0.00	\$0.00	\$820,952.63	\$0.00



2020-2024

Objeto del Gasto	Presupuesto Vigente	Ene	Feb	Mar	Abr	May	Jun	Jul	Ago	Sep	Oct	Nov	Dic	Total	Diferencia (Vigente - Total)
240000 Materiales y artículos de construcción y c	\$820,952.63	\$120,952.63	\$600,000.00	\$100,000.00	\$0.00	\$0.00	\$0.00	\$0.00	\$0.00	\$0.00	\$0.00	\$0.00	\$0.00	\$820,952.63	\$0.00
242000 Cemento y productos de concreto	\$120,952.63	\$120,952.63	\$0.00	\$0.00	\$0.00	\$0.00	\$0.00	\$0.00	\$0.00	\$0.00	\$0.00	\$0.00	\$0.00	\$120,952.63	\$0.00
242001 Cemento y productos de concreto	\$120,952.63	\$120,952.63	\$0.00	\$0.00	\$0.00	\$0.00	\$0.00	\$0.00	\$0.00	\$0.00	\$0.00	\$0.00	\$0.00	\$120,952.63	\$0.00
246000 Material eléctrico y electrónico	\$600,000.00	\$0.00	\$600,000.00	\$0.00	\$0.00	\$0.00	\$0.00	\$0.00	\$0.00	\$0.00	\$0.00	\$0.00	\$0.00	\$600,000.00	\$0.00
246001 Material Eléctrico	\$600,000.00	\$0.00	\$600,000.00	\$0.00	\$0.00	\$0.00	\$0.00	\$0.00	\$0.00	\$0.00	\$0.00	\$0.00	\$0.00	\$600,000.00	\$0.00
249000 Otros materiales y artículos de construcci	\$100,000.00	\$0.00	\$0.00	\$100,000.00	\$0.00	\$0.00	\$0.00	\$0.00	\$0.00	\$0.00	\$0.00	\$0.00	\$0.00	\$100,000.00	\$0.00
249001 Otros materiales y artículos de construcci	\$100,000.00	\$0.00	\$0.00	\$100,000.00	\$0.00	\$0.00	\$0.00	\$0.00	\$0.00	\$0.00	\$0.00	\$0.00	\$0.00	\$100,000.00	\$0.00
500000 BIENES MUEBLES, INMUEBLES E IN	\$181,961.14	\$0.00	\$181,961.14	\$0.00	\$0.00	\$0.00	\$0.00	\$0.00	\$0.00	\$0.00	\$0.00	\$0.00	\$0.00	\$181,961.14	\$0.00
540000 Vehículos y equipo de transporte	\$181,961.14	\$0.00	\$181,961.14	\$0.00	\$0.00	\$0.00	\$0.00	\$0.00	\$0.00	\$0.00	\$0.00	\$0.00	\$0.00	\$181,961.14	\$0.00
541000 Vehículos y equipo terrestre	\$181,961.14	\$0.00	\$181,961.14	\$0.00	\$0.00	\$0.00	\$0.00	\$0.00	\$0.00	\$0.00	\$0.00	\$0.00	\$0.00	\$181,961.14	\$0.00
541001 Vehículos y Equipo Terrestre	\$181,961.14	\$0.00	\$181,961.14	\$0.00	\$0.00	\$0.00	\$0.00	\$0.00	\$0.00	\$0.00	\$0.00	\$0.00	\$0.00	\$181,961.14	\$0.00
F.F.M. 2020	\$1,002,913.77	\$120,952.63	\$781,961.14	\$100,000.00	\$0.00	\$0.00	\$0.00	\$0.00	\$0.00	\$0.00	\$0.00	\$0.00	\$0.00	\$1,002,913.77	\$0.00
1513 IEPS-TABACOS 2020															
200000 MATERIALES Y SUMINISTROS	\$41,804.34	\$27,947.88	\$0.00	\$13,863.18	\$0.00	\$0.00	\$0.00	\$0.00	\$0.00	\$0.00	\$0.00	\$0.00	\$0.00	\$41,811.06	-\$6.72
210000 Materiales de administración, emisión de	\$41,804.34	\$27,947.88	\$0.00	\$13,863.18	\$0.00	\$0.00	\$0.00	\$0.00	\$0.00	\$0.00	\$0.00	\$0.00	\$0.00	\$41,811.06	-\$6.72
212000 Materiales y útiles de impresión y reproduc	\$41,804.34	\$27,947.88	\$0.00	\$13,863.18	\$0.00	\$0.00	\$0.00	\$0.00	\$0.00	\$0.00	\$0.00	\$0.00	\$0.00	\$41,811.06	-\$6.72
212001 Materiales y Útiles de Impresión	\$41,804.34	\$27,947.88	\$0.00	\$13,863.18	\$0.00	\$0.00	\$0.00	\$0.00	\$0.00	\$0.00	\$0.00	\$0.00	\$0.00	\$41,811.06	-\$6.72
IEPS-TABACOS 2020	\$41,804.34	\$27,947.88	\$0.00	\$13,863.18	\$0.00	\$0.00	\$0.00	\$0.00	\$0.00	\$0.00	\$0.00	\$0.00	\$0.00	\$41,811.06	-\$6.72
1514 IEPS GASOLINAS 2020															
200000 MATERIALES Y SUMINISTROS	\$92,195.51	\$92,195.51	\$0.00	\$0.00	\$0.00	\$0.00	\$0.00	\$0.00	\$0.00	\$0.00	\$0.00	\$0.00	\$0.00	\$92,195.51	\$0.00
290000 Herramientas, refacciones y accesorios n	\$92,195.51	\$92,195.51	\$0.00	\$0.00	\$0.00	\$0.00	\$0.00	\$0.00	\$0.00	\$0.00	\$0.00	\$0.00	\$0.00	\$92,195.51	\$0.00
290000 Refacciones y accesorios menores de equ	\$92,195.51	\$92,195.51	\$0.00	\$0.00	\$0.00	\$0.00	\$0.00	\$0.00	\$0.00	\$0.00	\$0.00	\$0.00	\$0.00	\$92,195.51	\$0.00
296001 Refacciones y accesorios menores de equ	\$92,195.51	\$92,195.51	\$0.00	\$0.00	\$0.00	\$0.00	\$0.00	\$0.00	\$0.00	\$0.00	\$0.00	\$0.00	\$0.00	\$92,195.51	\$0.00
IEPS GASOLINAS 2020	\$92,195.51	\$92,195.51	\$0.00	\$0.00	\$0.00	\$0.00	\$0.00	\$0.00	\$0.00	\$0.00	\$0.00	\$0.00	\$0.00	\$92,195.51	\$0.00
1515 ISAN 2020															
200000 MATERIALES Y SUMINISTROS	\$21,421.27	\$21,421.27	\$0.00	\$0.00	\$0.00	\$0.00	\$0.00	\$0.00	\$0.00	\$0.00	\$0.00	\$0.00	\$0.00	\$21,421.27	\$0.00
210000 Materiales de administración, emisión de	\$21,421.27	\$21,421.27	\$0.00	\$0.00	\$0.00	\$0.00	\$0.00	\$0.00	\$0.00	\$0.00	\$0.00	\$0.00	\$0.00	\$21,421.27	\$0.00
211000 Materiales, útiles y equipos menores de oñ	\$21,421.27	\$21,421.27	\$0.00	\$0.00	\$0.00	\$0.00	\$0.00	\$0.00	\$0.00	\$0.00	\$0.00	\$0.00	\$0.00	\$21,421.27	\$0.00
211001 Material de Oficina	\$21,421.27	\$21,421.27	\$0.00	\$0.00	\$0.00	\$0.00	\$0.00	\$0.00	\$0.00	\$0.00	\$0.00	\$0.00	\$0.00	\$21,421.27	\$0.00
ISAN 2020	\$21,421.27	\$21,421.27	\$0.00	\$0.00	\$0.00	\$0.00	\$0.00	\$0.00	\$0.00	\$0.00	\$0.00	\$0.00	\$0.00	\$21,421.27	\$0.00
1516 FOFIR 2020															
200000 MATERIALES Y SUMINISTROS	\$160,009.44	\$65,515.10	\$0.00	\$0.00	\$0.00	\$0.00	\$87,480.24	\$0.00	\$0.00	\$0.00	\$0.00	\$0.00	\$0.00	\$162,995.34	\$7,014.10



MUNICIPIO DE FRANCISCO I. MADERO, HIDALGO

HIDALGO

Analítico Mensual de Egresos Pagados por Fuente de Financiamiento al 31/dic./2021

(Cuentas con Movimientos)

(Cifras en pesos y centavos)

Fecha y 10/ene./2022

hora de Impresión 04:41 p. m.



Utr. supervisor
Rep rptAnalíticoPresupuestoEgresos_FF

Objeto del Gasto	Presupuesto Vigente	Ene	Feb	Mar	Abr	May	Jun	Jul	Ago	Sep	Oct	Nov	Dic	Total	Diferencia (Vigente - Total)
210000 Materiales de administración, emisión de	\$160,009.44	\$65,515.10	\$0.00	\$0.00	\$0.00	\$0.00	\$87,480.24	\$0.00	\$0.00	\$0.00	\$0.00	\$0.00	\$0.00	\$152,995.34	\$7,014.10
211000 Materiales, útiles y equipos menores de ofi	\$65,515.10	\$65,515.10	\$0.00	\$0.00	\$0.00	\$0.00	\$0.00	\$0.00	\$0.00	\$0.00	\$0.00	\$0.00	\$0.00	\$65,515.10	\$0.00
211001 Material de Oficina	\$65,515.10	\$65,515.10	\$0.00	\$0.00	\$0.00	\$0.00	\$0.00	\$0.00	\$0.00	\$0.00	\$0.00	\$0.00	\$0.00	\$65,515.10	\$0.00
215000 Material impreso e información digital	\$94,494.34	\$0.00	\$0.00	\$0.00	\$0.00	\$0.00	\$87,480.24	\$0.00	\$0.00	\$0.00	\$0.00	\$0.00	\$0.00	\$87,480.24	\$7,014.10
215001 Material impreso e informacion digital	\$94,494.34	\$0.00	\$0.00	\$0.00	\$0.00	\$0.00	\$87,480.24	\$0.00	\$0.00	\$0.00	\$0.00	\$0.00	\$0.00	\$87,480.24	\$7,014.10
FOFIR 2020	\$160,009.44	\$65,515.10	\$0.00	\$0.00	\$0.00	\$0.00	\$87,480.24	\$0.00	\$0.00	\$0.00	\$0.00	\$0.00	\$0.00	\$152,995.34	\$7,014.10

1517 CISAN 2020

200000 MATERIALES Y SUMINISTROS	\$4,228.40	\$4,228.40	\$0.00	\$0.00	\$0.00	\$0.00	\$0.00	\$0.00	\$0.00	\$0.00	\$0.00	\$0.00	\$0.00	\$4,228.40	\$0.00
210000 Materiales de administración, emisión de	\$4,228.40	\$4,228.40	\$0.00	\$0.00	\$0.00	\$0.00	\$0.00	\$0.00	\$0.00	\$0.00	\$0.00	\$0.00	\$0.00	\$4,228.40	\$0.00
211000 Materiales, útiles y equipos menores de ofi	\$4,228.40	\$4,228.40	\$0.00	\$0.00	\$0.00	\$0.00	\$0.00	\$0.00	\$0.00	\$0.00	\$0.00	\$0.00	\$0.00	\$4,228.40	\$0.00
211001 Material de Oficina	\$4,228.40	\$4,228.40	\$0.00	\$0.00	\$0.00	\$0.00	\$0.00	\$0.00	\$0.00	\$0.00	\$0.00	\$0.00	\$0.00	\$4,228.40	\$0.00
CISAN 2020	\$4,228.40	\$4,228.40	\$0.00	\$0.00	\$0.00	\$0.00	\$0.00	\$0.00	\$0.00	\$0.00	\$0.00	\$0.00	\$0.00	\$4,228.40	\$0.00

1521 F.G.P. 2021

100000 SERVICIOS PERSONALES	\$17,920,031.67	\$4,513,996.00	\$1,631,895.95	\$1,572,622.05	\$1,397,420.00	\$681,851.00	\$1,429,737.00	\$1,417,908.50	\$1,420,911.98	\$1,423,850.00	\$1,485,760.28	\$1,453,800.00	\$2,490,278.91	\$17,920,031.67	\$0.00
110000 Remuneraciones al personal de carácter	\$15,124,793.19	\$1,410,868.00	\$1,482,596.00	\$1,489,901.00	\$1,314,336.00	\$687,036.00	\$1,343,279.00	\$1,339,299.50	\$1,344,156.69	\$1,347,702.00	\$1,357,508.00	\$1,346,175.00	\$661,936.00	\$15,124,793.19	\$0.00
111000 Dietas	\$3,883,040.00	\$338,660.00	\$338,660.00	\$327,110.00	\$338,660.00	\$338,660.00	\$338,660.00	\$338,660.00	\$338,660.00	\$338,660.00	\$338,660.00	\$338,660.00	\$338,660.00	\$3,883,040.00	\$0.00
111001 Dietas	\$3,883,040.00	\$338,660.00	\$338,660.00	\$327,110.00	\$338,660.00	\$338,660.00	\$338,660.00	\$338,660.00	\$338,660.00	\$338,660.00	\$338,660.00	\$338,660.00	\$338,660.00	\$3,883,040.00	\$0.00
113000 Sueldos base al personal permanente	\$11,241,753.19	\$1,072,208.00	\$1,143,936.00	\$1,162,791.00	\$975,676.00	\$348,376.00	\$1,004,619.00	\$1,000,639.50	\$1,005,496.69	\$1,009,042.00	\$1,018,848.00	\$1,007,515.00	\$492,606.00	\$11,241,753.19	\$0.00
113001 Sueldos	\$11,241,753.19	\$1,072,208.00	\$1,143,936.00	\$1,162,791.00	\$975,676.00	\$348,376.00	\$1,004,619.00	\$1,000,639.50	\$1,005,496.69	\$1,009,042.00	\$1,018,848.00	\$1,007,515.00	\$492,606.00	\$11,241,753.19	\$0.00
130000 Remuneraciones adicionales y especiales	\$2,197,400.48	\$25,880.00	\$34,975.00	\$49,485.00	\$44,096.00	\$34,216.00	\$48,548.00	\$34,599.00	\$28,673.29	\$32,416.00	\$63,720.28	\$27,058.00	\$1,773,732.91	\$2,197,400.48	\$0.00
131000 Primas por años de servicios efectivos pre	\$136,348.00	\$19,580.00	\$19,219.00	\$18,180.00	\$11,907.00	-\$7,166.00	\$11,190.00	\$11,450.00	\$11,676.00	\$11,676.00	\$11,676.00	\$11,676.00	\$5,284.00	\$136,348.00	\$0.00
131001 Prima Quinquenal	\$136,348.00	\$19,580.00	\$19,219.00	\$18,180.00	\$11,907.00	-\$7,166.00	\$11,190.00	\$11,450.00	\$11,676.00	\$11,676.00	\$11,676.00	\$11,676.00	\$5,284.00	\$136,348.00	\$0.00
132000 Primas de vacaciones, dominical y gratific	\$1,882,902.48	\$0.00	\$2,556.00	\$12,236.00	\$15,989.00	\$7,702.00	\$25,708.00	\$13,849.00	\$14,597.29	\$4,690.00	\$35,694.28	\$982.00	\$1,748,898.91	\$1,882,902.48	\$0.00
132001 Prima de Vacaciones y Dominical	\$230,047.83	\$0.00	\$2,556.00	\$12,236.00	\$15,989.00	\$7,702.00	\$25,708.00	\$13,849.00	\$8,054.99	\$4,690.00	\$13,296.84	\$982.00	\$124,984.00	\$230,047.83	\$0.00
132002 Gratificación Anual	\$1,652,854.65	\$0.00	\$0.00	\$0.00	\$0.00	\$0.00	\$0.00	\$0.00	\$6,542.30	\$0.00	\$22,397.44	\$0.00	\$1,623,914.91	\$1,652,854.65	\$0.00
134000 Compensaciones	\$178,150.00	\$6,300.00	\$13,200.00	\$19,070.00	\$16,200.00	\$33,680.00	\$11,650.00	\$9,300.00	\$2,400.00	\$16,050.00	\$16,350.00	\$14,400.00	\$19,550.00	\$178,150.00	\$0.00
134001 Compensaciones	\$178,150.00	\$6,300.00	\$13,200.00	\$19,070.00	\$16,200.00	\$33,680.00	\$11,650.00	\$9,300.00	\$2,400.00	\$16,050.00	\$16,350.00	\$14,400.00	\$19,550.00	\$178,150.00	\$0.00
150000 Otras prestaciones sociales y económica	\$597,838.00	\$77,248.00	\$114,324.95	\$33,235.05	\$38,988.00	-\$39,401.00	\$37,910.00	\$44,010.00	\$48,082.00	\$43,732.00	\$64,532.00	\$80,567.00	\$54,610.00	\$597,838.00	\$0.00
151000 Cuotas para el fondo de ahorro y fondo de	\$338,439.00	\$57,688.00	\$55,934.00	\$53,376.00	\$28,368.00	-\$48,011.00	\$27,560.00	\$28,830.00	\$29,932.00	\$29,932.00	\$29,932.00	\$29,932.00	\$14,966.00	\$338,439.00	\$0.00
151001 Cuotas para el fondo de ahorro y fondo de	\$338,439.00	\$57,688.00	\$55,934.00	\$53,376.00	\$28,368.00	-\$48,011.00	\$27,560.00	\$28,830.00	\$29,932.00	\$29,932.00	\$29,932.00	\$29,932.00	\$14,966.00	\$338,439.00	\$0.00
152000 Indemnizaciones	\$0.00	\$0.00	\$39,730.95	-\$39,730.95	\$0.00	\$0.00	\$0.00	\$0.00	\$0.00	\$0.00	\$0.00	\$0.00	\$0.00	\$0.00	\$0.00
152001 Indemnizaciones	\$0.00	\$0.00	\$39,730.95	-\$39,730.95	\$0.00	\$0.00	\$0.00	\$0.00	\$0.00	\$0.00	\$0.00	\$0.00	\$0.00	\$0.00	\$0.00
154000 Prestaciones contractuales	\$232,113.00	\$19,560.00	\$18,660.00	\$17,340.00	\$10,620.00	\$8,610.00	\$10,350.00	\$15,180.00	\$17,450.00	\$13,800.00	\$32,700.00	\$44,658.00	\$23,185.00	\$232,113.00	\$0.00
154001 Prestaciones establecidas por condiciones	\$213,213.00	\$19,560.00	\$18,660.00	\$17,340.00	\$10,620.00	\$8,610.00	\$10,350.00	\$15,180.00	\$17,450.00	\$13,800.00	\$13,800.00	\$44,658.00	\$23,185.00	\$213,213.00	\$0.00
154004 Ayuda para Útiles Escolares	\$18,900.00	\$0.00	\$0.00	\$0.00	\$0.00	\$0.00	\$0.00	\$0.00	\$0.00	\$0.00	\$18,900.00	\$0.00	\$0.00	\$18,900.00	\$0.00
159000 Otras prestaciones sociales y económicas	\$27,286.00	\$0.00	\$0.00	\$2,250.00	\$0.00	\$0.00	\$0.00	\$0.00	\$700.00	\$0.00	\$1,900.00	\$5,977.00	\$16,459.00	\$27,286.00	\$0.00



MUNICIPIO DE FRANCISCO I. MADERO, HIDALGO
HIDALGO

Analítico Mensual de Egresos Pagados por Fuente de Financiamiento al 31/dic./2021

(Cuentas con Movimientos)

(Cifras en pesos y centavos)

Fecha y 10/ene./2022

hora de Impresión 04:41 p. m.



Usu: supervisor
Rep: rptAnaliticoPresupuestoEgresos_FF

Table with columns: Objeto del Gasto, Presupuesto Vigente, Ene, Feb, Mar, Abr, May, Jun, Jul, Ago, Sep, Oct, Nov, Dic, Total, Diferencia (Vigente - Total). Rows include various services, transfers, and public works.

F.F.M. 2021 \$12,234,997.24
SINDICO PROCURADOR FRANCISCO I. MADERO
AYUNTAMIENTO 2020-2024

PRESIDENCIA MUNICIPAL FRANCISCO I. MADERO, HGO.
AYUNTAMIENTO 2020-2024

TESORERIA FRANCISCO I. MADERO, HGO.
2020-2024

MUNICIPIO DE FRANCISCO I. MADERO, HIDALGO
HIDALGO

Análítico Mensual de Egresos Pagados por Fuente de Financiamiento al 31/dic./2021
(Cuentas con Movimientos)
(Cifras en pesos y centavos)

Fecha y hora de Impresión | 10/ene./2022
04:41 p. m.



Usr: supervisor
Rep: rptAnalíticoPresupuestoEgresos_FF

Objeto del Gasto	Presupuesto Vigente	Ene	Feb	Mar	Abr	May	Jun	Jul	Ago	Sep	Oct	Nov	Dic	Total	Diferencia (Vigente - Total)
1523 IEPS-TABACOS 2021															
100000 SERVICIOS PERSONALES	\$290,496.00	\$0.00	\$0.00	\$0.00	\$0.00	\$0.00	\$0.00	\$0.00	\$0.00	\$0.00	\$0.00	\$0.00	\$0.00	\$290,496.00	\$0.00
130000 Remuneraciones adicionales y especiales	\$290,496.00	\$0.00	\$0.00	\$0.00	\$0.00	\$0.00	\$0.00	\$0.00	\$0.00	\$0.00	\$0.00	\$0.00	\$0.00	\$290,496.00	\$0.00
132000 Primas de vacaciones, dominical y gratifica	\$290,496.00	\$0.00	\$0.00	\$0.00	\$0.00	\$0.00	\$0.00	\$0.00	\$0.00	\$0.00	\$0.00	\$0.00	\$0.00	\$290,496.00	\$0.00
132002 Gratificación Anual	\$290,496.00	\$0.00	\$0.00	\$0.00	\$0.00	\$0.00	\$0.00	\$0.00	\$0.00	\$0.00	\$0.00	\$0.00	\$0.00	\$290,496.00	\$0.00
200000 MATERIALES Y SUMINISTROS	\$131,817.78	\$0.00	\$0.00	\$0.00	\$0.00	\$0.00	\$0.00	\$0.00	\$0.00	\$0.00	\$0.00	\$0.00	\$0.00	\$101,930.11	\$29,887.67
210000 Materiales de administración, emisión de	\$21,750.00	\$0.00	\$0.00	\$0.00	\$0.00	\$0.00	\$0.00	\$0.00	\$0.00	\$0.00	\$0.00	\$0.00	\$0.00	\$0.00	\$21,750.00
212000 Materiales y útiles de impresión y reproduc	\$21,750.00	\$0.00	\$0.00	\$0.00	\$0.00	\$0.00	\$0.00	\$0.00	\$0.00	\$0.00	\$0.00	\$0.00	\$0.00	\$0.00	\$21,750.00
212001 Materiales y Útiles de Impresión	\$21,750.00	\$0.00	\$0.00	\$0.00	\$0.00	\$0.00	\$0.00	\$0.00	\$0.00	\$0.00	\$0.00	\$0.00	\$0.00	\$0.00	\$8,137.67
220000 Alimentos y utensilios	\$8,137.67	\$0.00	\$0.00	\$0.00	\$0.00	\$0.00	\$0.00	\$0.00	\$0.00	\$0.00	\$0.00	\$0.00	\$0.00	\$0.00	\$8,137.67
221000 Productos alimenticios para personas	\$8,137.67	\$0.00	\$0.00	\$0.00	\$0.00	\$0.00	\$0.00	\$0.00	\$0.00	\$0.00	\$0.00	\$0.00	\$0.00	\$0.00	\$8,137.67
221001 Alimentación de Personas	\$8,137.67	\$0.00	\$0.00	\$0.00	\$0.00	\$0.00	\$0.00	\$0.00	\$0.00	\$0.00	\$0.00	\$0.00	\$0.00	\$0.00	\$8,137.67
240000 Materiales y artículos de construcción y c	\$35,999.66	\$0.00	\$0.00	\$0.00	\$0.00	\$0.00	\$0.00	\$0.00	\$0.00	\$0.00	\$0.00	\$0.00	\$0.00	\$35,999.66	\$0.00
249000 Otros materiales y artículos de construcció	\$35,999.66	\$0.00	\$0.00	\$0.00	\$0.00	\$0.00	\$0.00	\$0.00	\$0.00	\$0.00	\$0.00	\$0.00	\$0.00	\$35,999.66	\$0.00
249001 Otros materiales y artículos de construcció	\$35,999.66	\$0.00	\$0.00	\$0.00	\$0.00	\$0.00	\$0.00	\$0.00	\$0.00	\$0.00	\$0.00	\$0.00	\$0.00	\$35,999.66	\$0.00
290000 Herramientas, refacciones y accesorios n	\$65,930.45	\$0.00	\$0.00	\$0.00	\$0.00	\$0.00	\$0.00	\$0.00	\$0.00	\$0.00	\$0.00	\$0.00	\$0.00	\$65,930.45	\$0.00
296000 Refacciones y accesorios menores de equ	\$65,930.45	\$0.00	\$0.00	\$0.00	\$0.00	\$0.00	\$0.00	\$0.00	\$0.00	\$0.00	\$0.00	\$0.00	\$0.00	\$65,930.45	\$0.00
296001 Refacciones y accesorios menores de equ	\$65,930.45	\$0.00	\$0.00	\$0.00	\$0.00	\$0.00	\$0.00	\$0.00	\$0.00	\$0.00	\$0.00	\$0.00	\$0.00	\$65,930.45	\$0.00
IEPS-TABACOS 2021	\$422,313.78	\$0.00	\$0.00	\$0.00	\$0.00	\$0.00	\$0.00	\$0.00	\$0.00	\$0.00	\$0.00	\$0.00	\$0.00	\$392,426.11	\$29,887.67
1524 IEPS-GASOLINAS 2021															
200000 MATERIALES Y SUMINISTROS	\$166,587.48	\$0.00	\$0.00	\$0.00	\$0.00	\$0.00	\$0.00	\$21,212.92	\$1,328.20	\$45,720.00	\$48,455.16	\$0.00	\$49,871.20	\$166,587.48	\$0.00
260000 Combustibles, lubricantes y aditivos	\$166,587.48	\$0.00	\$0.00	\$0.00	\$0.00	\$0.00	\$0.00	\$21,212.92	\$1,328.20	\$45,720.00	\$48,455.16	\$0.00	\$49,871.20	\$166,587.48	\$0.00
261000 Combustibles, lubricantes y aditivos	\$166,587.48	\$0.00	\$0.00	\$0.00	\$0.00	\$0.00	\$0.00	\$21,212.92	\$1,328.20	\$45,720.00	\$48,455.16	\$0.00	\$49,871.20	\$166,587.48	\$0.00
261001 Combustibles y Lubricantes vehículos y eq	\$166,587.48	\$0.00	\$0.00	\$0.00	\$0.00	\$0.00	\$0.00	\$21,212.92	\$1,328.20	\$45,720.00	\$48,455.16	\$0.00	\$49,871.20	\$166,587.48	\$0.00
300000 SERVICIOS GENERALES	\$658,640.13	\$0.00	\$0.00	\$0.00	\$0.00	\$0.00	\$0.00	\$0.00	\$0.00	\$176,255.96	\$176,255.96	\$0.00	\$0.00	\$352,511.92	\$306,128.21
320000 Servicios de arrendamiento	\$306,128.21	\$0.00	\$0.00	\$0.00	\$0.00	\$0.00	\$0.00	\$0.00	\$0.00	\$0.00	\$0.00	\$0.00	\$0.00	\$0.00	\$306,128.21
326000 Arrendamiento de maquinaria, otros equip	\$306,128.21	\$0.00	\$0.00	\$0.00	\$0.00	\$0.00	\$0.00	\$0.00	\$0.00	\$0.00	\$0.00	\$0.00	\$0.00	\$0.00	\$306,128.21
326001 Arrendamiento de Maquinaria y Equipo	\$306,128.21	\$0.00	\$0.00	\$0.00	\$0.00	\$0.00	\$0.00	\$0.00	\$0.00	\$0.00	\$0.00	\$0.00	\$0.00	\$0.00	\$306,128.21
390000 Otros servicios generales	\$352,511.92	\$0.00	\$0.00	\$0.00	\$0.00	\$0.00	\$0.00	\$0.00	\$0.00	\$176,255.96	\$176,255.96	\$0.00	\$0.00	\$352,511.92	\$0.00
394000 Sentencias y resoluciones por autoridad cc	\$352,511.92	\$0.00	\$0.00	\$0.00	\$0.00	\$0.00	\$0.00	\$0.00	\$0.00	\$176,255.96	\$176,255.96	\$0.00	\$0.00	\$352,511.92	\$0.00
394002 Sentencias y resoluciones por autoridad cc	\$352,511.92	\$0.00	\$0.00	\$0.00	\$0.00	\$0.00	\$0.00	\$0.00	\$0.00	\$176,255.96	\$176,255.96	\$0.00	\$0.00	\$352,511.92	\$0.00
IEPS-GASOLINAS 2021	\$825,227.61	\$0.00	\$0.00	\$0.00	\$0.00	\$0.00	\$0.00	\$21,212.92	\$1,328.20	\$221,975.96	\$224,711.12	\$0.00	\$49,871.20	\$519,099.40	\$306,128.21
1525 ISAN 2021															
100000 SERVICIOS PERSONALES	\$227,103.00	\$0.00	\$0.00	\$0.00	\$0.00	\$0.00	\$0.00	\$0.00	\$0.00	\$0.00	\$0.00	\$0.00	\$0.00	\$227,103.00	\$0.00



AYUNTAMIENTO

2020-2024



AYUNTAMIENTO
2020-2024



2020-2024

MUNICIPIO DE FRANCISCO I. MADERO, HIDALGO
HIDALGO

Análítico Mensual de Egresos Pagados por Fuente de Financiamiento al 31/dic./2021
(Cuentas con Movimientos)
(Cifras en pesos y centavos)

Fecha y 10/ene./2022

hora de Impresión 04:41 p. m.

Usu: supervisor
Rep: rptAnaliticoPresupuestoEgresos_FF

Objeto del Gasto	Presupuesto Vigente	Ene	Feb	Mar	Abr	May	Jun	Jul	Ago	Sep	Oct	Nov	Dic	Total	Diferencia (Vigente - Total)
130000 Remuneraciones adicionales y especiales	\$227,103.00	\$0.00	\$0.00	\$0.00	\$0.00	\$0.00	\$0.00	\$0.00	\$0.00	\$0.00	\$0.00	\$0.00	\$227,103.00	\$227,103.00	\$0.00
132000 Prámas de vacaciones, dominical y gratific	\$227,103.00	\$0.00	\$0.00	\$0.00	\$0.00	\$0.00	\$0.00	\$0.00	\$0.00	\$0.00	\$0.00	\$0.00	\$227,103.00	\$227,103.00	\$0.00
132001 Prima de Vacaciones y Dominical	\$18,747.00	\$0.00	\$0.00	\$0.00	\$0.00	\$0.00	\$0.00	\$0.00	\$0.00	\$0.00	\$0.00	\$0.00	\$18,747.00	\$18,747.00	\$0.00
132002 Gratificación Anual	\$208,356.00	\$0.00	\$0.00	\$0.00	\$0.00	\$0.00	\$0.00	\$0.00	\$0.00	\$0.00	\$0.00	\$0.00	\$208,356.00	\$208,356.00	\$0.00
500000 BIENES MUEBLES, INMUEBLES E IN	\$47,592.42	\$0.00	\$0.00	\$0.00	\$0.00	\$0.00	\$0.00	\$0.00	\$0.00	\$0.00	\$0.00	\$0.00	\$0.00	\$0.00	\$47,592.42
510000 Mobiliario y equipo de administración	\$47,592.42	\$0.00	\$0.00	\$0.00	\$0.00	\$0.00	\$0.00	\$0.00	\$0.00	\$0.00	\$0.00	\$0.00	\$0.00	\$0.00	\$47,592.42
519000 Otros mobiliarios y equipos de administrac	\$47,592.42	\$0.00	\$0.00	\$0.00	\$0.00	\$0.00	\$0.00	\$0.00	\$0.00	\$0.00	\$0.00	\$0.00	\$0.00	\$0.00	\$47,592.42
519001 Equipo de Administración	\$47,592.42	\$0.00	\$0.00	\$0.00	\$0.00	\$0.00	\$0.00	\$0.00	\$0.00	\$0.00	\$0.00	\$0.00	\$0.00	\$0.00	\$47,592.42
ISAN 2021	\$274,695.42	\$0.00	\$0.00	\$0.00	\$0.00	\$0.00	\$0.00	\$0.00	\$0.00	\$0.00	\$0.00	\$0.00	\$227,103.00	\$227,103.00	\$47,592.42
1526 FOFIR 2021															
100000 SERVICIOS PERSONALES	\$322,607.92	\$0.00	\$0.00	\$0.00	\$0.00	\$0.00	\$0.00	\$0.00	\$0.00	\$0.00	\$0.00	\$0.00	\$322,607.92	\$322,607.92	\$0.00
130000 Remuneraciones adicionales y especiales	\$322,607.92	\$0.00	\$0.00	\$0.00	\$0.00	\$0.00	\$0.00	\$0.00	\$0.00	\$0.00	\$0.00	\$0.00	\$322,607.92	\$322,607.92	\$0.00
132000 Prámas de vacaciones, dominical y gratific	\$322,607.92	\$0.00	\$0.00	\$0.00	\$0.00	\$0.00	\$0.00	\$0.00	\$0.00	\$0.00	\$0.00	\$0.00	\$322,607.92	\$322,607.92	\$0.00
132002 Gratificación Anual	\$322,607.92	\$0.00	\$0.00	\$0.00	\$0.00	\$0.00	\$0.00	\$0.00	\$0.00	\$0.00	\$0.00	\$0.00	\$322,607.92	\$322,607.92	\$0.00
200000 MATERIALES Y SUMINISTROS	\$185,538.20	\$0.00	\$0.00	\$0.00	\$0.00	\$0.00	\$0.00	\$0.00	\$0.00	\$0.00	\$0.00	\$0.00	\$185,538.20	\$185,538.20	\$0.00
210000 Materiales de administración, emisión de	\$17,400.00	\$0.00	\$0.00	\$0.00	\$0.00	\$0.00	\$0.00	\$0.00	\$0.00	\$0.00	\$0.00	\$0.00	\$17,400.00	\$17,400.00	\$0.00
216000 Material de limpieza	\$17,400.00	\$0.00	\$0.00	\$0.00	\$0.00	\$0.00	\$0.00	\$0.00	\$0.00	\$0.00	\$0.00	\$0.00	\$17,400.00	\$17,400.00	\$0.00
216001 Material de Limpieza	\$17,400.00	\$0.00	\$0.00	\$0.00	\$0.00	\$0.00	\$0.00	\$0.00	\$0.00	\$0.00	\$0.00	\$0.00	\$17,400.00	\$17,400.00	\$0.00
240000 Materiales y artículos de construcción y c	\$168,138.20	\$0.00	\$0.00	\$0.00	\$0.00	\$0.00	\$0.00	\$0.00	\$0.00	\$0.00	\$0.00	\$0.00	\$168,138.20	\$168,138.20	\$0.00
241000 Productos minerales no metálicos	\$143,144.00	\$0.00	\$0.00	\$0.00	\$0.00	\$0.00	\$0.00	\$0.00	\$0.00	\$0.00	\$0.00	\$0.00	\$143,144.00	\$143,144.00	\$0.00
241001 Productos minerales no metálicos	\$143,144.00	\$0.00	\$0.00	\$0.00	\$0.00	\$0.00	\$0.00	\$0.00	\$0.00	\$0.00	\$0.00	\$0.00	\$143,144.00	\$143,144.00	\$0.00
249000 Otros materiales y artículos de construcció	\$24,994.20	\$0.00	\$0.00	\$0.00	\$0.00	\$0.00	\$0.00	\$0.00	\$0.00	\$0.00	\$0.00	\$0.00	\$24,994.20	\$24,994.20	\$0.00
249001 Otros materiales y artículos de construcció	\$24,994.20	\$0.00	\$0.00	\$0.00	\$0.00	\$0.00	\$0.00	\$0.00	\$0.00	\$0.00	\$0.00	\$0.00	\$24,994.20	\$24,994.20	\$0.00
300000 SERVICIOS GENERALES	\$96,236.08	\$0.00	\$0.00	\$0.00	\$0.00	\$0.00	\$0.00	\$0.00	\$0.00	\$0.00	\$0.00	\$0.00	\$0.00	\$0.00	\$96,236.08
350000 Servicios de instalación, reparación, man	\$96,236.08	\$0.00	\$0.00	\$0.00	\$0.00	\$0.00	\$0.00	\$0.00	\$0.00	\$0.00	\$0.00	\$0.00	\$0.00	\$0.00	\$96,236.08
351000 Conservación y mantenimiento menor de i	\$96,236.08	\$0.00	\$0.00	\$0.00	\$0.00	\$0.00	\$0.00	\$0.00	\$0.00	\$0.00	\$0.00	\$0.00	\$0.00	\$0.00	\$96,236.08
351001 Conservación y mantenimiento menor de i	\$96,236.08	\$0.00	\$0.00	\$0.00	\$0.00	\$0.00	\$0.00	\$0.00	\$0.00	\$0.00	\$0.00	\$0.00	\$0.00	\$0.00	\$96,236.08
400000 TRANSFERENCIAS, ASIGNACIONES	\$270,173.50	\$0.00	\$0.00	\$0.00	\$0.00	\$0.00	\$0.00	\$0.00	\$0.00	\$0.00	\$0.00	\$0.00	\$270,173.50	\$270,173.50	\$0.00
440000 Ayudas sociales	\$270,173.50	\$0.00	\$0.00	\$0.00	\$0.00	\$0.00	\$0.00	\$0.00	\$0.00	\$0.00	\$0.00	\$0.00	\$270,173.50	\$270,173.50	\$0.00
446000 Ayudas sociales a cooperativas	\$270,173.50	\$0.00	\$0.00	\$0.00	\$0.00	\$0.00	\$0.00	\$0.00	\$0.00	\$0.00	\$0.00	\$0.00	\$270,173.50	\$270,173.50	\$0.00
446001 Ayudas sociales a cooperativas	\$270,173.50	\$0.00	\$0.00	\$0.00	\$0.00	\$0.00	\$0.00	\$0.00	\$0.00	\$0.00	\$0.00	\$0.00	\$270,173.50	\$270,173.50	\$0.00
FOFIR 2021	\$874,885.70	\$0.00	\$0.00	\$0.00	\$0.00	\$0.00	\$0.00	\$0.00	\$0.00	\$0.00	\$0.00	\$0.00	\$778,319.62	\$778,319.62	\$96,236.08
1527 CISAN 2021															
200000 MATERIALES Y SUMINISTROS	\$44,196.85	\$0.00	\$0.00	\$0.00	\$0.00	\$0.00	\$0.00	\$8,056.08	\$12,811.92	\$2,691.20	\$0.00	\$0.00	\$0.00	\$23,559.20	\$20,637.65
220000 Alimentos y utensilios	\$20,637.65	\$0.00	\$0.00	\$0.00	\$0.00	\$0.00	\$0.00	\$0.00	\$0.00	\$0.00	\$0.00	\$0.00	\$0.00	\$0.00	\$20,637.65
221000 Productos alimenticios para personas	\$20,637.65	\$0.00	\$0.00	\$0.00	\$0.00	\$0.00	\$0.00	\$0.00	\$0.00	\$0.00	\$0.00	\$0.00	\$0.00	\$0.00	\$20,637.65



AYUNTAMIENTO
2020-2024



AYUNTAMIENTO
2020-2024



2020-2024

Objeto del Gasto	Presupuesto Vigente	Ene	Feb	Mar	Abr	May	Jun	Jul	Ago	Sop	Oct	Nov	Dic	Total	Diferencia (Vigente - Total)
221001 Alimentación de Personas	\$20,637.65	\$0.00	\$0.00	\$0.00	\$0.00	\$0.00	\$0.00	\$0.00	\$0.00	\$0.00	\$0.00	\$0.00	\$0.00	\$0.00	\$20,637.65
260000 Combustibles, lubricantes y aditivos	\$23,559.20	\$0.00	\$0.00	\$0.00	\$0.00	\$0.00	\$0.00	\$8,056.08	\$12,811.92	\$2,691.20	\$0.00	\$0.00	\$0.00	\$23,559.20	\$0.00
261000 Combustibles, lubricantes y aditivos	\$23,559.20	\$0.00	\$0.00	\$0.00	\$0.00	\$0.00	\$0.00	\$8,056.08	\$12,811.92	\$2,691.20	\$0.00	\$0.00	\$0.00	\$23,559.20	\$0.00
261001 Combustibles y Lubricantes vehículos y eq	\$23,559.20	\$0.00	\$0.00	\$0.00	\$0.00	\$0.00	\$0.00	\$8,056.08	\$12,811.92	\$2,691.20	\$0.00	\$0.00	\$0.00	\$23,559.20	\$0.00
CISAN 2021	\$44,196.85	\$0.00	\$0.00	\$0.00	\$0.00	\$0.00	\$0.00	\$8,056.08	\$12,811.92	\$2,691.20	\$0.00	\$0.00	\$0.00	\$23,559.20	\$20,637.65
1529 FEIEF 2021															
100000 SERVICIOS PERSONALES	\$79,746.00	\$0.00	\$0.00	\$0.00	\$0.00	\$0.00	\$0.00	\$0.00	\$0.00	\$0.00	\$0.00	\$0.00	\$79,746.00	\$79,746.00	\$0.00
130000 Remuneraciones adicionales y especiales	\$79,746.00	\$0.00	\$0.00	\$0.00	\$0.00	\$0.00	\$0.00	\$0.00	\$0.00	\$0.00	\$0.00	\$0.00	\$79,746.00	\$79,746.00	\$0.00
132000 Primas de vacaciones, dominical y gratifica	\$79,746.00	\$0.00	\$0.00	\$0.00	\$0.00	\$0.00	\$0.00	\$0.00	\$0.00	\$0.00	\$0.00	\$0.00	\$79,746.00	\$79,746.00	\$0.00
132002 Gratificación Anual	\$79,746.00	\$0.00	\$0.00	\$0.00	\$0.00	\$0.00	\$0.00	\$0.00	\$0.00	\$0.00	\$0.00	\$0.00	\$79,746.00	\$79,746.00	\$0.00
200000 MATERIALES Y SUMINISTROS	\$235,365.11	\$0.00	\$0.00	\$0.00	\$0.00	\$0.00	\$0.00	\$0.00	\$0.00	\$6,960.00	\$11,600.00	\$73,803.84	\$111,330.33	\$203,694.17	\$31,670.94
210000 Materiales de administración, emisión de	\$168,894.17	\$0.00	\$0.00	\$0.00	\$0.00	\$0.00	\$0.00	\$0.00	\$0.00	\$6,960.00	\$11,600.00	\$73,803.84	\$76,530.33	\$168,894.17	\$0.00
215000 Material impreso e información digital	\$168,894.17	\$0.00	\$0.00	\$0.00	\$0.00	\$0.00	\$0.00	\$0.00	\$0.00	\$6,960.00	\$11,600.00	\$73,803.84	\$76,530.33	\$168,894.17	\$0.00
215001 Material impreso e información digital	\$168,894.17	\$0.00	\$0.00	\$0.00	\$0.00	\$0.00	\$0.00	\$0.00	\$0.00	\$0.00	\$0.00	\$0.00	\$34,800.00	\$34,800.00	\$0.00
220000 Alimentos y utensilios	\$34,800.00	\$0.00	\$0.00	\$0.00	\$0.00	\$0.00	\$0.00	\$0.00	\$0.00	\$0.00	\$0.00	\$0.00	\$34,800.00	\$34,800.00	\$0.00
221000 Productos alimenticios para personas	\$34,800.00	\$0.00	\$0.00	\$0.00	\$0.00	\$0.00	\$0.00	\$0.00	\$0.00	\$0.00	\$0.00	\$0.00	\$34,800.00	\$34,800.00	\$0.00
221001 Alimentación de Personas	\$34,800.00	\$0.00	\$0.00	\$0.00	\$0.00	\$0.00	\$0.00	\$0.00	\$0.00	\$0.00	\$0.00	\$0.00	\$34,800.00	\$34,800.00	\$0.00
240000 Materiales y artículos de construcción y c	\$31,670.94	\$0.00	\$0.00	\$0.00	\$0.00	\$0.00	\$0.00	\$0.00	\$0.00	\$0.00	\$0.00	\$0.00	\$0.00	\$0.00	\$31,670.94
242000 Cemento y productos de concreto	\$31,670.94	\$0.00	\$0.00	\$0.00	\$0.00	\$0.00	\$0.00	\$0.00	\$0.00	\$0.00	\$0.00	\$0.00	\$0.00	\$0.00	\$31,670.94
242001 Cemento y productos de concreto	\$31,670.94	\$0.00	\$0.00	\$0.00	\$0.00	\$0.00	\$0.00	\$0.00	\$0.00	\$0.00	\$0.00	\$0.00	\$0.00	\$0.00	\$31,670.94
400000 TRANSFERENCIAS, ASIGNACIONES	\$121,417.76	\$0.00	\$0.00	\$0.00	\$0.00	\$0.00	\$0.00	\$0.00	\$0.00	\$0.00	\$0.00	\$0.00	\$0.00	\$0.00	\$121,417.76
440000 Ayudas sociales	\$121,417.76	\$0.00	\$0.00	\$0.00	\$0.00	\$0.00	\$0.00	\$0.00	\$0.00	\$0.00	\$0.00	\$0.00	\$0.00	\$0.00	\$121,417.76
441000 Ayudas sociales a personas	\$121,417.76	\$0.00	\$0.00	\$0.00	\$0.00	\$0.00	\$0.00	\$0.00	\$0.00	\$0.00	\$0.00	\$0.00	\$0.00	\$0.00	\$121,417.76
441001 Ayudas sociales a personas	\$121,417.76	\$0.00	\$0.00	\$0.00	\$0.00	\$0.00	\$0.00	\$0.00	\$0.00	\$0.00	\$0.00	\$0.00	\$0.00	\$0.00	\$121,417.76
500000 BIENES MUEBLES, INMUEBLES E IN	\$10,990.00	\$0.00	\$0.00	\$0.00	\$0.00	\$0.00	\$0.00	\$0.00	\$0.00	\$0.00	\$0.00	\$0.00	\$0.00	\$0.00	\$10,990.00
510000 Mobiliario y equipo de administración	\$10,990.00	\$0.00	\$0.00	\$0.00	\$0.00	\$0.00	\$0.00	\$0.00	\$0.00	\$0.00	\$0.00	\$0.00	\$0.00	\$0.00	\$10,990.00
519000 Otros mobiliarios y equipos de administrac	\$10,990.00	\$0.00	\$0.00	\$0.00	\$0.00	\$0.00	\$0.00	\$0.00	\$0.00	\$0.00	\$0.00	\$0.00	\$0.00	\$0.00	\$10,990.00
519001 Equipo de Administración	\$10,990.00	\$0.00	\$0.00	\$0.00	\$0.00	\$0.00	\$0.00	\$0.00	\$0.00	\$0.00	\$0.00	\$0.00	\$0.00	\$0.00	\$10,990.00
FEIEF 2021	\$447,518.87	\$0.00	\$0.00	\$0.00	\$0.00	\$0.00	\$0.00	\$0.00	\$0.00	\$6,960.00	\$11,600.00	\$73,803.84	\$191,076.33	\$283,440.17	\$164,078.70
1530 ISR 2021															
200000 MATERIALES Y SUMINISTROS	\$408,628.58	\$0.00	\$0.00	\$0.00	\$0.00	\$0.00	\$0.00	\$0.00	\$0.00	\$0.00	\$0.00	\$0.00	\$0.00	\$0.00	\$408,628.58
210000 Materiales de administración, emisión de	\$408,628.58	\$0.00	\$0.00	\$0.00	\$0.00	\$0.00	\$0.00	\$0.00	\$0.00	\$0.00	\$0.00	\$0.00	\$0.00	\$0.00	\$408,628.58
211000 Materiales, útiles y equipos menores de ofi	\$200,000.00	\$0.00	\$0.00	\$0.00	\$0.00	\$0.00	\$0.00	\$0.00	\$0.00	\$0.00	\$0.00	\$0.00	\$0.00	\$0.00	\$200,000.00
211001 Material de Oficina	\$200,000.00	\$0.00	\$0.00	\$0.00	\$0.00	\$0.00	\$0.00	\$0.00	\$0.00	\$0.00	\$0.00	\$0.00	\$0.00	\$0.00	\$200,000.00
214000 Materiales, útiles y equipos menores de te	\$208,628.58	\$0.00	\$0.00	\$0.00	\$0.00	\$0.00	\$0.00	\$0.00	\$0.00	\$0.00	\$0.00	\$0.00	\$0.00	\$0.00	\$208,628.58
214001 Material para Bienes Informáticos	\$208,628.58	\$0.00	\$0.00	\$0.00	\$0.00	\$0.00	\$0.00	\$0.00	\$0.00	\$0.00	\$0.00	\$0.00	\$0.00	\$0.00	\$208,628.58



AYUNTAMIENTO



AYUNTAMIENTO
2020-2024



2020-2024

MUNICIPIO DE FRANCISCO I. MADERO, HIDALGO
HIDALGO

Análítico Mensual de Egresos Pagados por Fuente de Financiamiento al 31/dic./2021

(Cuentas con Movimientos)

(Cifras en pesos y centavos)

Fecha y 10/ene./2022

hora de Impresión 04:41 p. m.



Usr: supervisor
Rep: rptAnalíticoPresupuestoEgresos_FF


Objeto del Gasto	Presupuesto Vigente	Ene	Feb	Mar	Abr	May	Jun	Jul	Ago	Sep	Oct	Nov	Dic	Total	Diferencia (Vigente - Total)
300000 SERVICIOS GENERALES	\$843,325.30	\$0.00	\$0.00	\$0.00	\$0.00	\$0.00	\$0.00	\$74,094.00	\$38,628.00	\$42,920.00	\$464.00	\$171,078.00	\$516,141.30	\$843,325.30	\$0.00
320000 Servicios de arrendamiento	\$154,546.80	\$0.00	\$0.00	\$0.00	\$0.00	\$0.00	\$0.00	\$0.00	\$0.00	\$0.00	\$0.00	\$0.00	\$154,546.80	\$154,546.80	\$0.00
326000 Arrendamiento de maquinaria, otros equip	\$75,400.00	\$0.00	\$0.00	\$0.00	\$0.00	\$0.00	\$0.00	\$0.00	\$0.00	\$0.00	\$0.00	\$0.00	\$75,400.00	\$75,400.00	\$0.00
326001 Arrendamiento de Maquinaria y Equipo	\$75,400.00	\$0.00	\$0.00	\$0.00	\$0.00	\$0.00	\$0.00	\$0.00	\$0.00	\$0.00	\$0.00	\$0.00	\$75,400.00	\$75,400.00	\$0.00
329000 Otros arrendamientos	\$79,146.80	\$0.00	\$0.00	\$0.00	\$0.00	\$0.00	\$0.00	\$0.00	\$0.00	\$0.00	\$0.00	\$0.00	\$79,146.80	\$79,146.80	\$0.00
329001 Otros arrendamientos	\$79,146.80	\$0.00	\$0.00	\$0.00	\$0.00	\$0.00	\$0.00	\$0.00	\$0.00	\$0.00	\$0.00	\$0.00	\$79,146.80	\$79,146.80	\$0.00
350000 Servicios de instalación, reparación, man	\$101,755.20	\$0.00	\$0.00	\$0.00	\$0.00	\$0.00	\$0.00	\$0.00	\$0.00	\$42,920.00	\$464.00	\$0.00	\$58,371.20	\$101,755.20	\$0.00
355000 Reparación y mantenimiento de equipo de	\$101,755.20	\$0.00	\$0.00	\$0.00	\$0.00	\$0.00	\$0.00	\$0.00	\$0.00	\$42,920.00	\$464.00	\$0.00	\$58,371.20	\$101,755.20	\$0.00
355001 Mantenimiento de Vehículos	\$101,755.20	\$0.00	\$0.00	\$0.00	\$0.00	\$0.00	\$0.00	\$0.00	\$0.00	\$42,920.00	\$464.00	\$0.00	\$58,371.20	\$101,755.20	\$0.00
380000 Servicios oficiales	\$587,023.30	\$0.00	\$0.00	\$0.00	\$0.00	\$0.00	\$0.00	\$0.00	\$0.00	\$0.00	\$0.00	\$171,078.00	\$303,223.30	\$587,023.30	\$0.00
382000 Gastos de orden social y cultural	\$587,023.30	\$0.00	\$0.00	\$0.00	\$0.00	\$0.00	\$0.00	\$74,094.00	\$38,628.00	\$0.00	\$0.00	\$171,078.00	\$303,223.30	\$587,023.30	\$0.00
382001 Gastos de orden social	\$587,023.30	\$0.00	\$0.00	\$0.00	\$0.00	\$0.00	\$0.00	\$74,094.00	\$38,628.00	\$0.00	\$0.00	\$171,078.00	\$303,223.30	\$587,023.30	\$0.00
400000 TRANSFERENCIAS, ASIGNACIONES	\$999,999.50	\$0.00	\$0.00	\$0.00	\$0.00	\$0.00	\$0.00	\$0.00	\$0.00	\$0.00	\$0.00	\$0.00	\$299,292.41	\$299,292.41	\$700,707.09
430000 Subsidios y subvenciones	\$999,999.50	\$0.00	\$0.00	\$0.00	\$0.00	\$0.00	\$0.00	\$0.00	\$0.00	\$0.00	\$0.00	\$0.00	\$149,292.41	\$149,292.41	\$350,707.09
432000 Subsidios a la distribución	\$499,999.50	\$0.00	\$0.00	\$0.00	\$0.00	\$0.00	\$0.00	\$0.00	\$0.00	\$0.00	\$0.00	\$0.00	\$149,292.41	\$149,292.41	\$350,707.09
432001 Subsidios a la distribución	\$499,999.50	\$0.00	\$0.00	\$0.00	\$0.00	\$0.00	\$0.00	\$0.00	\$0.00	\$0.00	\$0.00	\$0.00	\$149,292.41	\$149,292.41	\$350,707.09
433000 Subsidios a la inversión	\$500,000.00	\$0.00	\$0.00	\$0.00	\$0.00	\$0.00	\$0.00	\$0.00	\$0.00	\$0.00	\$0.00	\$0.00	\$150,000.00	\$150,000.00	\$350,000.00
433001 Subsidios a la inversión	\$500,000.00	\$0.00	\$0.00	\$0.00	\$0.00	\$0.00	\$0.00	\$0.00	\$0.00	\$0.00	\$0.00	\$0.00	\$150,000.00	\$150,000.00	\$350,000.00
ISR 2021	\$2,251,953.38	\$0.00	\$0.00	\$0.00	\$0.00	\$0.00	\$0.00	\$74,094.00	\$38,628.00	\$42,920.00	\$464.00	\$171,078.00	\$815,433.71	\$1,142,617.71	\$1,109,335.57

Objeto del Gasto	Presupuesto Vigente	Ene	Feb	Mar	Abr	May	Jun	Jul	Ago	Sep	Oct	Nov	Dic	Total	Diferencia (Vigente - Total)
1531 MATERIALES Y SUMINISTROS	\$25,710.00	\$0.00	\$0.00	\$0.00	\$0.00	\$0.00	\$0.00	\$0.00	\$0.00	\$0.00	\$0.00	\$0.00	\$0.00	\$0.00	\$25,710.00
210000 Materiales de administración, emisión de	\$25,710.00	\$0.00	\$0.00	\$0.00	\$0.00	\$0.00	\$0.00	\$0.00	\$0.00	\$0.00	\$0.00	\$0.00	\$0.00	\$0.00	\$5,000.00
211000 Materiales, útiles y equipos menores de ofi	\$5,000.00	\$0.00	\$0.00	\$0.00	\$0.00	\$0.00	\$0.00	\$0.00	\$0.00	\$0.00	\$0.00	\$0.00	\$0.00	\$0.00	\$5,000.00
211001 Material de Oficina	\$5,000.00	\$0.00	\$0.00	\$0.00	\$0.00	\$0.00	\$0.00	\$0.00	\$0.00	\$0.00	\$0.00	\$0.00	\$0.00	\$0.00	\$20,710.00
214000 Materiales, útiles y equipos menores de te	\$20,710.00	\$0.00	\$0.00	\$0.00	\$0.00	\$0.00	\$0.00	\$0.00	\$0.00	\$0.00	\$0.00	\$0.00	\$0.00	\$0.00	\$20,710.00
214001 Material para Blanes Informáticos	\$20,710.00	\$0.00	\$0.00	\$0.00	\$0.00	\$0.00	\$0.00	\$0.00	\$0.00	\$0.00	\$0.00	\$0.00	\$0.00	\$0.00	\$116,959.59
300000 SERVICIOS GENERALES	\$116,959.59	\$0.00	\$0.00	\$0.00	\$0.00	\$0.00	\$0.00	\$0.00	\$0.00	\$0.00	\$0.00	\$0.00	\$0.00	\$0.00	\$15,000.00
330000 Servicios profesionales, científicos, técni	\$15,000.00	\$0.00	\$0.00	\$0.00	\$0.00	\$0.00	\$0.00	\$0.00	\$0.00	\$0.00	\$0.00	\$0.00	\$0.00	\$0.00	\$15,000.00
333000 Servicios de consultoría administrativa, prc	\$15,000.00	\$0.00	\$0.00	\$0.00	\$0.00	\$0.00	\$0.00	\$0.00	\$0.00	\$0.00	\$0.00	\$0.00	\$0.00	\$0.00	\$15,000.00
333001 Servicios de informática	\$15,000.00	\$0.00	\$0.00	\$0.00	\$0.00	\$0.00	\$0.00	\$0.00	\$0.00	\$0.00	\$0.00	\$0.00	\$0.00	\$0.00	\$101,959.59
350000 Servicios de instalación, reparación, man	\$101,959.59	\$0.00	\$0.00	\$0.00	\$0.00	\$0.00	\$0.00	\$0.00	\$0.00	\$0.00	\$0.00	\$0.00	\$0.00	\$0.00	\$101,959.59
351000 Conservación y mantenimiento menor de i	\$101,959.59	\$0.00	\$0.00	\$0.00	\$0.00	\$0.00	\$0.00	\$0.00	\$0.00	\$0.00	\$0.00	\$0.00	\$0.00	\$0.00	\$101,959.59
351001 Conservación y mantenimiento menor de i	\$101,959.59	\$0.00	\$0.00	\$0.00	\$0.00	\$0.00	\$0.00	\$0.00	\$0.00	\$0.00	\$0.00	\$0.00	\$0.00	\$0.00	\$12,000.00
500000 BIENES MUEBLES, INMUEBLES E IN	\$26,000.00	\$0.00	\$0.00	\$0.00	\$0.00	\$0.00	\$0.00	\$0.00	\$0.00	\$0.00	\$0.00	\$0.00	\$12,000.00	\$12,000.00	\$14,000.00
590000 Activos intangibles	\$26,000.00	\$0.00	\$0.00	\$0.00	\$0.00	\$0.00	\$0.00	\$0.00	\$0.00	\$0.00	\$0.00	\$0.00	\$12,000.00	\$12,000.00	\$14,000.00
591000 Software	\$26,000.00	\$0.00	\$0.00	\$0.00	\$0.00	\$0.00	\$0.00	\$0.00	\$0.00	\$0.00	\$0.00	\$0.00	\$12,000.00	\$12,000.00	\$14,000.00
591001 Software	\$26,000.00	\$0.00	\$0.00	\$0.00	\$0.00	\$0.00	\$0.00	\$0.00	\$0.00	\$0.00	\$0.00	\$0.00	\$12,000.00	\$12,000.00	\$156,669.59
ISR EBI 2021	\$168,669.59	\$0.00	\$0.00	\$0.00	\$0.00	\$0.00	\$0.00	\$0.00	\$0.00	\$0.00	\$0.00	\$0.00	\$12,000.00	\$12,000.00	\$156,669.59



AYUNTAMIENTO

2020-2024



AYUNTAMIENTO
2020-2024



2020-2024

Objeto del Gasto	Presupuesto Vigente	Ene	Feb	Mar	Abr	May	Jun	Jul	Ago	Sep	Oct	Nov	Dic	Total	Diferencia (Vigente - Total)
2520 FAISM 2020															
600000 INVERSION PUBLICA	\$4,072,457.96	\$0.00	\$2,604,277.53	\$1,431,163.57	\$0.00	\$0.00	\$0.00	\$0.00	\$0.00	\$0.00	\$0.00	\$0.00	\$0.00	\$4,035,441.10	\$37,016.86
610000 Obra pública en bienes de dominio público	\$4,072,457.96	\$0.00	\$2,604,277.53	\$1,431,163.57	\$0.00	\$0.00	\$0.00	\$0.00	\$0.00	\$0.00	\$0.00	\$0.00	\$0.00	\$4,035,441.10	\$37,016.86
614000 División de terrenos y construcción de obra	\$717,281.45	\$0.00	\$568,336.37	\$111,928.16	\$0.00	\$0.00	\$0.00	\$0.00	\$0.00	\$0.00	\$0.00	\$0.00	\$0.00	\$680,264.53	\$37,016.92
614001 División de terrenos y construcción de obra	\$717,281.45	\$0.00	\$568,336.37	\$111,928.16	\$0.00	\$0.00	\$0.00	\$0.00	\$0.00	\$0.00	\$0.00	\$0.00	\$0.00	\$680,264.53	\$37,016.92
615000 Construcción de vías de comunicación	\$168,333.58	\$0.00	\$0.00	\$168,333.58	\$0.00	\$0.00	\$0.00	\$0.00	\$0.00	\$0.00	\$0.00	\$0.00	\$0.00	\$168,333.58	\$0.00
615001 Construcción de vías de comunicación	\$168,333.58	\$0.00	\$0.00	\$168,333.58	\$0.00	\$0.00	\$0.00	\$0.00	\$0.00	\$0.00	\$0.00	\$0.00	\$0.00	\$168,333.58	\$0.00
617000 Instalaciones y equipamiento en construcc	\$3,186,842.93	\$0.00	\$2,035,941.16	\$1,150,901.83	\$0.00	\$0.00	\$0.00	\$0.00	\$0.00	\$0.00	\$0.00	\$0.00	\$0.00	\$3,186,842.99	-\$0.06
617001 Instalaciones y equipamiento en construcc	\$3,186,842.93	\$0.00	\$2,035,941.16	\$1,150,901.83	\$0.00	\$0.00	\$0.00	\$0.00	\$0.00	\$0.00	\$0.00	\$0.00	\$0.00	\$3,186,842.99	-\$0.06
FAISM 2020	\$4,072,457.96	\$0.00	\$2,604,277.53	\$1,431,163.57	\$0.00	\$0.00	\$0.00	\$0.00	\$0.00	\$0.00	\$0.00	\$0.00	\$0.00	\$4,035,441.10	\$37,016.86
2521 FORTAMUN 2020															
200000 MATERIALES Y SUMINISTROS	\$82,421.35	\$0.00	\$82,452.35	\$0.00	\$0.00	\$0.00	\$0.00	\$0.00	\$0.00	\$0.00	\$0.00	\$0.00	\$0.00	\$82,452.35	-\$31.00
240000 Materiales y artículos de construcción y c	\$82,421.35	\$0.00	\$82,452.35	\$0.00	\$0.00	\$0.00	\$0.00	\$0.00	\$0.00	\$0.00	\$0.00	\$0.00	\$0.00	\$82,452.35	-\$31.00
246000 Material eléctrico y electrónico	\$82,421.35	\$0.00	\$82,452.35	\$0.00	\$0.00	\$0.00	\$0.00	\$0.00	\$0.00	\$0.00	\$0.00	\$0.00	\$0.00	\$82,452.35	-\$31.00
246001 Material Eléctrico	\$82,421.35	\$0.00	\$82,452.35	\$0.00	\$0.00	\$0.00	\$0.00	\$0.00	\$0.00	\$0.00	\$0.00	\$0.00	\$0.00	\$82,452.35	-\$31.00
300000 SERVICIOS GENERALES	\$149,999.02	\$149,999.02	\$0.00	\$0.00	\$0.00	\$0.00	\$0.00	\$0.00	\$0.00	\$0.00	\$0.00	\$0.00	\$0.00	\$149,999.02	\$0.00
350000 Servicios de instalación, reparación, man	\$149,999.02	\$149,999.02	\$0.00	\$0.00	\$0.00	\$0.00	\$0.00	\$0.00	\$0.00	\$0.00	\$0.00	\$0.00	\$0.00	\$149,999.02	\$0.00
355000 Reparación y mantenimiento de equipo de	\$149,999.02	\$149,999.02	\$0.00	\$0.00	\$0.00	\$0.00	\$0.00	\$0.00	\$0.00	\$0.00	\$0.00	\$0.00	\$0.00	\$149,999.02	\$0.00
355001 Mantenimiento de Vehículos	\$149,999.02	\$149,999.02	\$0.00	\$0.00	\$0.00	\$0.00	\$0.00	\$0.00	\$0.00	\$0.00	\$0.00	\$0.00	\$0.00	\$149,999.02	\$0.00
FORTAMUN 2020	\$232,420.37	\$149,999.02	\$82,452.35	\$0.00	\$0.00	\$0.00	\$0.00	\$0.00	\$0.00	\$0.00	\$0.00	\$0.00	\$0.00	\$232,451.37	-\$31.00
2523 FAISM 2021															
600000 INVERSION PUBLICA	\$12,591,512.00	\$0.00	\$0.00	\$0.00	\$0.00	\$0.00	\$0.00	\$680,636.46	\$288,257.75	\$1,380,140.55	\$2,287,384.29	\$2,701,308.86	\$2,381,642.51	\$9,719,370.42	\$2,872,141.58
610000 Obra pública en bienes de dominio público	\$12,591,512.00	\$0.00	\$0.00	\$0.00	\$0.00	\$0.00	\$0.00	\$680,636.46	\$288,257.75	\$1,380,140.55	\$2,287,384.29	\$2,701,308.86	\$2,381,642.51	\$9,719,370.42	\$2,872,141.58
614000 División de terrenos y construcción de obra	\$4,515,143.03	\$0.00	\$0.00	\$0.00	\$0.00	\$0.00	\$0.00	\$0.00	\$0.00	\$759,726.87	\$989,004.13	\$1,505,256.05	\$1,258,634.40	\$4,512,621.45	\$2,521.58
614001 División de terrenos y construcción de obra	\$4,515,143.03	\$0.00	\$0.00	\$0.00	\$0.00	\$0.00	\$0.00	\$0.00	\$0.00	\$759,726.87	\$989,004.13	\$1,505,256.05	\$1,258,634.40	\$4,512,621.45	\$2,521.58
615000 Construcción de vías de comunicación	\$5,509,546.45	\$0.00	\$0.00	\$0.00	\$0.00	\$0.00	\$0.00	\$680,636.46	\$288,257.75	\$620,413.68	\$1,298,380.16	\$1,196,052.81	\$1,123,008.11	\$5,206,748.97	\$302,797.48
615001 Construcción de vías de comunicación	\$5,509,546.45	\$0.00	\$0.00	\$0.00	\$0.00	\$0.00	\$0.00	\$680,636.46	\$288,257.75	\$620,413.68	\$1,298,380.16	\$1,196,052.81	\$1,123,008.11	\$5,206,748.97	\$302,797.48
616000 Otras construcciones de ingeniería civil u c	\$2,566,822.52	\$0.00	\$0.00	\$0.00	\$0.00	\$0.00	\$0.00	\$0.00	\$0.00	\$0.00	\$0.00	\$0.00	\$0.00	\$0.00	\$2,566,822.52
616001 Otras construcciones de ingeniería civil u c	\$2,566,822.52	\$0.00	\$0.00	\$0.00	\$0.00	\$0.00	\$0.00	\$0.00	\$0.00	\$0.00	\$0.00	\$0.00	\$0.00	\$0.00	\$2,566,822.52
FAISM 2021	\$12,591,512.00	\$0.00	\$0.00	\$0.00	\$0.00	\$0.00	\$0.00	\$680,636.46	\$288,257.75	\$1,380,140.55	\$2,287,384.29	\$2,701,308.86	\$2,381,642.51	\$9,719,370.42	\$2,872,141.58
2524 FORTAMUN 2021															
100000 SERVICIOS PERSONALES	\$8,353,131.04	\$582,364.00	\$555,990.00	\$584,872.00	\$566,904.00	\$560,492.00	\$556,148.00	\$566,008.00	\$572,189.13	\$556,924.00	\$583,686.61	\$549,813.00	\$2,117,740.30	\$8,353,131.04	\$0.00



AYUNTAMIENTO
2020 - 2024



AYUNTAMIENTO
2020-2024



2020-2024

MUNICIPIO DE FRANCISCO I. MADERO, HIDALGO
HIDALGO
Análítico Mensual de Egresos Pagados por Fuente de Financiamiento al 31/dic./2021
(Cuentas con Movimientos)
(Cifras en pesos y centavos)

Usr: supervisor
Rep: rptAnalíticoPresupuestoEgresos_FF

Objeto del Gasto	Presupuesto Vigente	Ene	Feb	Mar	Abr	May	Jun	Jul	Ago	Sep	Oct	Nov	Dic	Total	Diferencia (Vigente - Total)
565000 Equipo de comunicación y telecomunicación	\$203,616.00	\$0.00	\$0.00	\$0.00	\$0.00	\$0.00	\$25,500.00	\$0.00	\$74,124.00	\$0.00	\$0.00	\$0.00	\$103,992.00	\$203,616.00	\$0.00
565001 Equipos y Aparatos de Comunicación y Te	\$203,616.00	\$0.00	\$0.00	\$0.00	\$0.00	\$0.00	\$25,500.00	\$0.00	\$74,124.00	\$0.00	\$0.00	\$0.00	\$103,992.00	\$203,616.00	\$0.00
FORTAMUN 2021	\$25,417,754.56	\$591,510.54	\$1,587,056.74	\$1,809,147.62	\$1,988,568.18	\$2,280,047.61	\$2,158,959.23	\$1,899,741.75	\$1,941,621.70	\$1,972,605.69	\$2,003,559.74	\$1,784,827.53	\$5,323,119.91	\$25,340,766.24	\$76,988.32
2526 PROAGUA 2021															
600000 INVERSION PUBLICA	\$2,219,053.69	\$0.00	\$0.00	\$0.00	\$0.00	\$0.00	\$0.00	\$0.00	\$303,571.57	\$0.00	\$0.00	\$938,123.02	\$977,359.10	\$2,219,053.69	\$0.00
610000 Obra pública en bienes de dominio público	\$2,219,053.69	\$0.00	\$0.00	\$0.00	\$0.00	\$0.00	\$0.00	\$0.00	\$303,571.57	\$0.00	\$0.00	\$938,123.02	\$977,359.10	\$2,219,053.69	\$0.00
613000 Construcción de obras para el abastecimie	\$2,219,053.69	\$0.00	\$0.00	\$0.00	\$0.00	\$0.00	\$0.00	\$0.00	\$303,571.57	\$0.00	\$0.00	\$938,123.02	\$977,359.10	\$2,219,053.69	\$0.00
613001 Construcción de obras para el abastecimie	\$2,219,053.69	\$0.00	\$0.00	\$0.00	\$0.00	\$0.00	\$0.00	\$0.00	\$303,571.57	\$0.00	\$0.00	\$938,123.02	\$977,359.10	\$2,219,053.69	\$0.00
PROAGUA 2021	\$2,219,053.69	\$0.00	\$0.00	\$0.00	\$0.00	\$0.00	\$0.00	\$0.00	\$303,571.57	\$0.00	\$0.00	\$938,123.02	\$977,359.10	\$2,219,053.69	\$0.00
Total Final	\$100,102,160.31	\$3,864,129.66	\$7,860,659.88	\$5,804,029.16	\$4,931,570.46	\$7,093,043.71	\$5,598,980.32	\$6,171,188.34	\$5,980,461.49	\$6,950,873.95	\$8,204,576.83	\$8,789,170.20	\$18,326,160...	\$89,454,743.86	\$10,647,416.45



AYUNTAMIENTO
2020 - 2024



AYUNTAMIENTO
2020-2024



2020-2024

MUNICIPIO DE FRANCISCO I. MADERO, HIDALGO
HIDALGO

Analítico Mensual de Egresos Pagados por Fuente de Financiamiento al 31/dic./2021

(Cuentas con Movimientos)

(Cifras en pesos y centavos)

Fecha y 10/ene./2022

hora de Impresión 04:41 p. m.



Usr: supervisor
Rep: rptAnaliticoPresupuestoEgresos_FF

Objeto del Gasto	Presupuesto Vigente	Ene	Feb	Mar	Abr	May	Jun	Jul	Ago	Sep	Oct	Nov	Dic	Total	Diferencia (Vigente - Total)
1103 RECURSOS PROPIOS 2020															
100000 SERVICIOS PERSONALES	\$23,373.62	\$23,373.62	\$0.00	\$0.00	\$0.00	\$0.00	\$0.00	\$0.00	\$0.00	\$0.00	\$0.00	\$0.00	\$0.00	\$23,373.62	\$0.00
120000 Remuneraciones al personal de carácter	\$23,373.62	\$23,373.62	\$0.00	\$0.00	\$0.00	\$0.00	\$0.00	\$0.00	\$0.00	\$0.00	\$0.00	\$0.00	\$0.00	\$23,373.62	\$0.00
122000 Sueldos base al personal eventual	\$23,373.62	\$23,373.62	\$0.00	\$0.00	\$0.00	\$0.00	\$0.00	\$0.00	\$0.00	\$0.00	\$0.00	\$0.00	\$0.00	\$23,373.62	\$0.00
122003 Lista de Raya	\$23,373.62	\$23,373.62	\$0.00	\$0.00	\$0.00	\$0.00	\$0.00	\$0.00	\$0.00	\$0.00	\$0.00	\$0.00	\$0.00	\$23,373.62	\$0.00
300000 SERVICIOS GENERALES	\$25,000.00	\$25,000.00	\$0.00	\$0.00	\$0.00	\$0.00	\$0.00	\$0.00	\$0.00	\$0.00	\$0.00	\$0.00	\$0.00	\$25,000.00	\$0.00
330000 Servicios profesionales, científicos, técni	\$25,000.00	\$25,000.00	\$0.00	\$0.00	\$0.00	\$0.00	\$0.00	\$0.00	\$0.00	\$0.00	\$0.00	\$0.00	\$0.00	\$25,000.00	\$0.00
331000 Servicios legales, de contabilidad, auditori	\$25,000.00	\$25,000.00	\$0.00	\$0.00	\$0.00	\$0.00	\$0.00	\$0.00	\$0.00	\$0.00	\$0.00	\$0.00	\$0.00	\$25,000.00	\$0.00
331001 Servicios legales	\$25,000.00	\$25,000.00	\$0.00	\$0.00	\$0.00	\$0.00	\$0.00	\$0.00	\$0.00	\$0.00	\$0.00	\$0.00	\$0.00	\$25,000.00	\$0.00
400000 TRANSFERENCIAS, ASIGNACIONES	\$391,497.54	\$391,497.54	\$0.00	\$0.00	\$0.00	\$0.00	\$0.00	\$0.00	\$0.00	\$0.00	\$0.00	\$0.00	\$0.00	\$391,497.54	\$0.00
440000 Ayudas sociales	\$391,497.54	\$391,497.54	\$0.00	\$0.00	\$0.00	\$0.00	\$0.00	\$0.00	\$0.00	\$0.00	\$0.00	\$0.00	\$0.00	\$391,497.54	\$0.00
446000 Ayudas sociales a cooperativas	\$391,497.54	\$391,497.54	\$0.00	\$0.00	\$0.00	\$0.00	\$0.00	\$0.00	\$0.00	\$0.00	\$0.00	\$0.00	\$0.00	\$391,497.54	\$0.00
446001 Ayudas sociales a cooperativas	\$391,497.54	\$391,497.54	\$0.00	\$0.00	\$0.00	\$0.00	\$0.00	\$0.00	\$0.00	\$0.00	\$0.00	\$0.00	\$0.00	\$391,497.54	\$0.00
RECURSOS PROPIOS 2020	\$439,871.16	\$439,871.16	\$0.00	\$0.00	\$0.00	\$0.00	\$0.00	\$0.00	\$0.00	\$0.00	\$0.00	\$0.00	\$0.00	\$439,871.16	\$0.00

Objeto del Gasto	Presupuesto Vigente	Ene	Feb	Mar	Abr	May	Jun	Jul	Ago	Sep	Oct	Nov	Dic	Total	Diferencia (Vigente - Total)
1104 RECURSOS PROPIOS 2021															
100000 SERVICIOS PERSONALES	\$3,222,220.78	\$232,718.00	\$195,765.00	\$153,613.00	\$148,472.98	\$149,654.00	\$149,607.00	\$160,790.00	\$174,357.00	\$182,462.00	\$187,474.00	\$184,853.00	\$1,302,454.80	\$3,222,220.78	\$0.00
110000 Remuneraciones al personal de carácter	\$585,658.00	\$0.00	\$0.00	\$0.00	\$0.00	\$0.00	\$0.00	\$0.00	\$0.00	\$0.00	\$0.00	\$0.00	\$585,658.00	\$585,658.00	\$0.00
111000 Dietas	\$140,475.00	\$0.00	\$0.00	\$0.00	\$0.00	\$0.00	\$0.00	\$0.00	\$0.00	\$0.00	\$0.00	\$0.00	\$140,475.00	\$140,475.00	\$0.00
111001 Dietas	\$140,475.00	\$0.00	\$0.00	\$0.00	\$0.00	\$0.00	\$0.00	\$0.00	\$0.00	\$0.00	\$0.00	\$0.00	\$140,475.00	\$140,475.00	\$0.00
113000 Sueldos base al personal permanente	\$445,183.00	\$0.00	\$0.00	\$0.00	\$0.00	\$0.00	\$0.00	\$0.00	\$0.00	\$0.00	\$0.00	\$0.00	\$445,183.00	\$445,183.00	\$0.00
113001 Sueldos	\$445,183.00	\$0.00	\$0.00	\$0.00	\$0.00	\$0.00	\$0.00	\$0.00	\$0.00	\$0.00	\$0.00	\$0.00	\$445,183.00	\$445,183.00	\$0.00
120000 Remuneraciones al personal de carácter	\$2,071,739.00	\$232,718.00	\$195,765.00	\$153,613.00	\$145,524.00	\$147,914.00	\$148,304.00	\$156,840.00	\$167,557.00	\$180,512.00	\$181,344.00	\$181,298.00	\$180,350.00	\$2,071,739.00	\$0.00
122000 Sueldos base al personal eventual	\$2,071,739.00	\$232,718.00	\$195,765.00	\$153,613.00	\$145,524.00	\$147,914.00	\$148,304.00	\$156,840.00	\$167,557.00	\$180,512.00	\$181,344.00	\$181,298.00	\$180,350.00	\$2,071,739.00	\$0.00
122001 Sueldo Base a Personal Eventual	\$2,071,739.00	\$232,718.00	\$195,765.00	\$153,613.00	\$145,524.00	\$147,914.00	\$148,304.00	\$156,840.00	\$167,557.00	\$180,512.00	\$181,344.00	\$181,298.00	\$180,350.00	\$2,071,739.00	\$0.00
130000 Remuneraciones adicionales y especiales	\$525,056.80	\$0.00	\$0.00	\$0.00	\$0.00	\$0.00	\$0.00	\$450.00	\$6,800.00	\$1,950.00	\$5,290.00	\$3,450.00	\$505,813.80	\$525,056.80	\$0.00
131000 Primas por años de servicios efectivos pro	\$4,989.00	\$0.00	\$0.00	\$0.00	\$0.00	\$0.00	\$0.00	\$0.00	\$0.00	\$0.00	\$0.00	\$0.00	\$4,989.00	\$4,989.00	\$0.00
131001 Prima Quinquenal	\$4,989.00	\$0.00	\$0.00	\$0.00	\$0.00	\$0.00	\$0.00	\$0.00	\$0.00	\$0.00	\$0.00	\$0.00	\$4,989.00	\$4,989.00	\$0.00
132000 Primas de vacaciones, dominical y gratific	\$505,627.80	\$0.00	\$0.00	\$0.00	\$0.00	\$0.00	\$1,303.00	\$0.00	\$5,000.00	\$0.00	\$0.00	\$0.00	\$499,324.80	\$505,627.80	\$0.00
132001 Prima de Vacaciones y Dominical	\$34,866.00	\$0.00	\$0.00	\$0.00	\$0.00	\$0.00	\$1,303.00	\$0.00	\$0.00	\$0.00	\$0.00	\$0.00	\$33,563.00	\$34,866.00	\$0.00
132002 Gratificación Anual	\$470,761.80	\$0.00	\$0.00	\$0.00	\$0.00	\$0.00	\$0.00	\$0.00	\$5,000.00	\$0.00	\$0.00	\$0.00	\$465,761.80	\$470,761.80	\$0.00
134000 Compensaciones	\$14,440.00	\$0.00	\$0.00	\$0.00	\$0.00	\$0.00	\$0.00	\$450.00	\$1,800.00	\$1,950.00	\$5,290.00	\$3,450.00	\$1,500.00	\$14,440.00	\$0.00
134001 Compensaciones	\$14,440.00	\$0.00	\$0.00	\$0.00	\$0.00	\$0.00	\$0.00	\$450.00	\$1,800.00	\$1,950.00	\$5,290.00	\$3,450.00	\$1,500.00	\$14,440.00	\$0.00
150000 Otras prestaciones sociales y económica	\$39,766.98	\$0.00	\$0.00	\$0.00	\$2,948.98	\$1,740.00	\$0.00	\$3,500.00	\$0.00	\$0.00	\$840.00	\$105.00	\$30,633.00	\$39,766.98	\$0.00
151000 Cuotas para el fondo de ahorro y fondo de	\$14,558.00	\$0.00	\$0.00	\$0.00	\$0.00	\$0.00	\$0.00	\$0.00	\$0.00	\$0.00	\$0.00	\$0.00	\$14,558.00	\$14,558.00	\$0.00
151001 Cuotas para el fondo de ahorro y fondo de	\$14,558.00	\$0.00	\$0.00	\$0.00	\$0.00	\$0.00	\$0.00	\$0.00	\$0.00	\$0.00	\$0.00	\$0.00	\$14,558.00	\$14,558.00	\$0.00
154000 Prestaciones contractuales	\$6,590.00	\$0.00	\$0.00	\$0.00	\$0.00	\$0.00	\$0.00	\$0.00	\$0.00	\$0.00	\$0.00	\$0.00	\$6,590.00	\$6,590.00	\$0.00



AYUNTAMIENTO
2020-2024



AYUNTAMIENTO
2020-2024



2020-2024

MUNICIPIO DE FRANCISCO L. MADERO, HIDALGO
HIDALGO

Analítico Mensual de Egresos Pagados por Fuente de Financiamiento al 31/dic./2021

(Cuentas con Movimientos)

(Cifras en pesos y centavos)

Fecha y hora de Impresión 10/ene./2022 04:41 p. m.



Usr. supervisor
Rep. rptAnalíticoPresupuestoEgresos_FF

Table with columns: Objeto del Gasto, Presupuesto Vigente, and months Ene through Dic, plus Total and Diferencia (Vigente - Total). Rows include various budget items like 'MATERIALES Y SUMINISTROS' and 'Materiales de administración'.



AMUNTAMIENTO
2020 - 2024
[Signature]



AMUNTAMIENTO
2020/2024
[Signature]



2020-2024
[Signature]

MUNICIPIO DE FRANCISCO I. MADERO, HIDALGO
HIDALGO

Análítico Mensual de Egresos Pagados por Fuente de Financiamiento al 31/dic./2021

(Cuentas con Movimientos)

(Cifras en pesos y centavos)

Fecha y 10/ene./2022

hora de Imposición 04:41 p. m.



Utr. supervisor
Rep rptAnalíticoPresupuestoEgresos_FF

Objeto del Gasto	Presupuesto Vigente	Ene	Feb	Mar	Abr	May	Jun	Jul	Ago	Sep	Oct	Nov	Dic	Total	Diferencia (Vigente - Total)
441001 Ayudas sociales a personas	\$687,516.16	\$15,107.10	\$50,632.60	\$37,069.51	\$172,758.54	\$14,691.50	\$159,083.80	\$14,900.00	\$23,119.60	\$0.00	\$0.00	\$3,100.00	\$97,053.51	\$587,516.16	\$100,000.00
443000 Ayudas sociales a instituciones de enseñanza	\$353,186.09	\$0.00	\$0.00	\$0.00	\$0.00	\$0.00	\$5,634.17	\$3,867.00	\$8,158.55	\$4,650.00	\$7,178.38	\$323,697.99	\$0.00	\$353,186.09	\$0.00
443001 Ayudas sociales a instituciones de enseñanza	\$353,186.09	\$0.00	\$0.00	\$0.00	\$0.00	\$0.00	\$5,634.17	\$3,867.00	\$8,158.55	\$4,650.00	\$7,178.38	\$323,697.99	\$0.00	\$353,186.09	\$0.00
444000 Ayudas sociales a actividades científicas o	\$6,000.00	\$0.00	\$0.00	\$2,000.00	\$2,000.00	\$0.00	\$0.00	\$0.00	\$2,000.00	\$0.00	\$0.00	\$0.00	\$0.00	\$6,000.00	\$0.00
444001 Ayudas sociales a actividades científicas o	\$6,000.00	\$0.00	\$0.00	\$2,000.00	\$2,000.00	\$0.00	\$0.00	\$0.00	\$2,000.00	\$0.00	\$0.00	\$0.00	\$0.00	\$6,000.00	\$0.00
445000 Ayudas sociales a instituciones sin fines de	\$128,172.06	\$0.00	\$0.00	\$3,480.00	\$803.88	\$25,908.34	\$52,421.84	\$45,558.00	\$0.00	\$0.00	\$0.00	\$0.00	\$0.00	\$128,172.06	\$0.00
445001 Subsidios para el Fomento Deportivo	\$49,541.84	\$0.00	\$0.00	\$0.00	\$0.00	\$0.00	\$36,799.84	\$12,742.00	\$0.00	\$0.00	\$0.00	\$0.00	\$0.00	\$49,541.84	\$0.00
445002 Subsidios a organizaciones diversas	\$78,630.22	\$0.00	\$0.00	\$3,480.00	\$803.88	\$25,908.34	\$15,622.00	\$32,816.00	\$0.00	\$0.00	\$0.00	\$0.00	\$0.00	\$78,630.22	\$0.00
446000 Ayudas sociales a cooperativas	\$570,927.89	\$16,240.00	\$0.00	\$0.00	\$8,121.50	\$94,708.15	\$34,839.45	\$124,598.20	\$94,924.02	\$10,770.72	\$82,881.88	\$100,943.97	\$2,900.00	\$570,927.89	\$0.00
446001 Ayudas sociales a cooperativas	\$570,927.89	\$16,240.00	\$0.00	\$0.00	\$8,121.50	\$94,708.15	\$34,839.45	\$124,598.20	\$94,924.02	\$10,770.72	\$82,881.88	\$100,943.97	\$2,900.00	\$570,927.89	\$0.00
500000 BIENES MUEBLES, INMUEBLES E IN	\$137,164.57	\$31,375.01	\$54,518.84	\$7,200.00	\$0.00	\$0.00	\$22,620.00	\$0.00	\$10,725.36	\$0.00	\$0.00	\$10,725.36	\$0.00	\$137,164.57	\$0.00
510000 Mobiliario y equipo de administración	\$10,438.84	\$0.00	\$10,438.84	\$0.00	\$0.00	\$0.00	\$0.00	\$0.00	\$0.00	\$0.00	\$0.00	\$0.00	\$0.00	\$10,438.84	\$0.00
515000 Equipo de cómputo y de tecnología de la i	\$10,438.84	\$0.00	\$10,438.84	\$0.00	\$0.00	\$0.00	\$0.00	\$0.00	\$0.00	\$0.00	\$0.00	\$0.00	\$0.00	\$10,438.84	\$0.00
515001 Bienes informáticos	\$10,438.84	\$0.00	\$10,438.84	\$0.00	\$0.00	\$0.00	\$0.00	\$0.00	\$0.00	\$0.00	\$0.00	\$0.00	\$0.00	\$10,438.84	\$0.00
520000 Mobiliario y equipo educacional y recreat	\$22,620.00	\$0.00	\$0.00	\$0.00	\$0.00	\$0.00	\$22,620.00	\$0.00	\$0.00	\$0.00	\$0.00	\$0.00	\$0.00	\$22,620.00	\$0.00
523000 Cámaras fotográficas y de vídeo	\$22,620.00	\$0.00	\$0.00	\$0.00	\$0.00	\$0.00	\$22,620.00	\$0.00	\$0.00	\$0.00	\$0.00	\$0.00	\$0.00	\$22,620.00	\$0.00
523001 Cámaras fotográficas y de vídeo	\$22,620.00	\$0.00	\$0.00	\$0.00	\$0.00	\$0.00	\$22,620.00	\$0.00	\$0.00	\$0.00	\$0.00	\$0.00	\$0.00	\$22,620.00	\$0.00
530000 Equipo e instrumental médico y de labora	\$51,280.00	\$0.00	\$44,080.00	\$7,200.00	\$0.00	\$0.00	\$0.00	\$0.00	\$0.00	\$0.00	\$0.00	\$0.00	\$0.00	\$51,280.00	\$0.00
531000 Equipo médico y de laboratorio	\$44,080.00	\$0.00	\$44,080.00	\$0.00	\$0.00	\$0.00	\$0.00	\$0.00	\$0.00	\$0.00	\$0.00	\$0.00	\$0.00	\$44,080.00	\$0.00
531001 Equipo médico y de laboratorio	\$44,080.00	\$0.00	\$44,080.00	\$0.00	\$0.00	\$0.00	\$0.00	\$0.00	\$0.00	\$0.00	\$0.00	\$0.00	\$0.00	\$44,080.00	\$0.00
532000 Instrumental médico y de laboratorio	\$7,200.00	\$0.00	\$0.00	\$7,200.00	\$0.00	\$0.00	\$0.00	\$0.00	\$0.00	\$0.00	\$0.00	\$0.00	\$0.00	\$7,200.00	\$0.00
532001 Instrumental Médico y de Laboratorio	\$7,200.00	\$0.00	\$0.00	\$7,200.00	\$0.00	\$0.00	\$0.00	\$0.00	\$0.00	\$0.00	\$0.00	\$0.00	\$0.00	\$7,200.00	\$0.00
560000 Maquinaria, otros equipos y herramientas	\$52,825.73	\$31,375.01	\$0.00	\$0.00	\$0.00	\$0.00	\$0.00	\$0.00	\$10,725.36	\$0.00	\$0.00	\$10,725.36	\$0.00	\$52,825.73	\$0.00
562000 Maquinaria y equipo industrial	\$10,725.36	\$0.00	\$0.00	\$0.00	\$0.00	\$0.00	\$0.00	\$0.00	\$0.00	\$0.00	\$0.00	\$10,725.36	\$0.00	\$10,725.36	\$0.00
562001 Maquinaria y equipo industrial	\$10,725.36	\$0.00	\$0.00	\$0.00	\$0.00	\$0.00	\$0.00	\$0.00	\$0.00	\$0.00	\$0.00	\$10,725.36	\$0.00	\$10,725.36	\$0.00
567000 Herramientas y máquinas-herramienta	\$42,100.37	\$31,375.01	\$0.00	\$0.00	\$0.00	\$0.00	\$0.00	\$0.00	\$10,725.36	\$0.00	\$0.00	\$0.00	\$0.00	\$42,100.37	\$0.00
567001 Herramientas y Máquinas-Herramientas	\$42,100.37	\$31,375.01	\$0.00	\$0.00	\$0.00	\$0.00	\$0.00	\$0.00	\$10,725.36	\$0.00	\$0.00	\$0.00	\$0.00	\$42,100.37	\$0.00
RECURSOS PROPIOS 2021	\$10,849,840.33	\$464,043.93	\$1,025,639.42	\$613,054.16	\$644,553.28	\$611,354.75	\$647,798.47	\$895,359.20	\$919,573.54	\$753,310.49	\$687,501.86	\$875,364.07	\$2,012,304.77	\$10,152,063.94	\$697,776.39

1121 BENEFICIARIOS FAISM 2017

600000 INVERSION PUBLICA	\$41,574.61	\$0.00	\$0.00	\$0.00	\$0.00	\$0.00	\$0.00	\$0.00	\$0.00	\$0.00	\$0.00	\$0.00	\$0.00	\$0.00	\$41,574.61
610000 Obra pública en bienes de dominio públic	\$41,574.61	\$0.00	\$0.00	\$0.00	\$0.00	\$0.00	\$0.00	\$0.00	\$0.00	\$0.00	\$0.00	\$0.00	\$0.00	\$0.00	\$41,574.61
613000 Construcción de obras para el abastecimie	\$39,574.61	\$0.00	\$0.00	\$0.00	\$0.00	\$0.00	\$0.00	\$0.00	\$0.00	\$0.00	\$0.00	\$0.00	\$0.00	\$0.00	\$39,574.61
613001 Construcción de obras para el abastecimie	\$39,574.61	\$0.00	\$0.00	\$0.00	\$0.00	\$0.00	\$0.00	\$0.00	\$0.00	\$0.00	\$0.00	\$0.00	\$0.00	\$0.00	\$39,574.61
617000 Instalaciones y equipamiento en construcc	\$2,000.00	\$0.00	\$0.00	\$0.00	\$0.00	\$0.00	\$0.00	\$0.00	\$0.00	\$0.00	\$0.00	\$0.00	\$0.00	\$0.00	\$2,000.00
617001 Instalaciones y equipamiento en construcc	\$2,000.00	\$0.00	\$0.00	\$0.00	\$0.00	\$0.00	\$0.00	\$0.00	\$0.00	\$0.00	\$0.00	\$0.00	\$0.00	\$0.00	\$2,000.00
BENEFICIARIOS FAISM 2017	\$41,574.61	\$0.00	\$0.00	\$0.00	\$0.00	\$0.00	\$0.00	\$0.00	\$0.00	\$0.00	\$0.00	\$0.00	\$0.00	\$0.00	\$41,574.61



AYUNTAMIENTO

2020-2024



AYUNTAMIENTO

2020-2024



2020-2024

MUNICIPIO DE FRANCISCO I. MADERO, HIDALGO
HIDALGO

Analítico Mensual de Egresos Pagados por Fuente de Financiamiento al 31/dic./2021

(Cuentas con Movimientos)

(Cifras en pesos y centavos)

Fecha y 10/ene./2022

hora de Impresión 04:41 p. m.



Utr: supervisor
Rep: rptAnaliticoPresupuestoEgresos_FF

Objeto del Gasto	Presupuesto Vigente	Ene	Feb	Mar	Abr	May	Jun	Jul	Ago	Sep	Oct	Nov	Dic	Total	Diferencia (Vigente - Total)
1122 BENEFICIARIOS FAISM 2018															
600000 INVERSION PUBLICA	\$60,747.70	\$0.00	\$0.00	\$0.00	\$0.00	\$0.00	\$0.00	\$0.00	\$0.00	\$0.00	\$0.00	\$0.00	\$0.00	\$0.00	\$60,747.70
610000 Obra pública en bienes de dominio público	\$60,747.70	\$0.00	\$0.00	\$0.00	\$0.00	\$0.00	\$0.00	\$0.00	\$0.00	\$0.00	\$0.00	\$0.00	\$0.00	\$0.00	\$60,747.70
613000 Construcción de obras para el abastecimie	\$53,749.65	\$0.00	\$0.00	\$0.00	\$0.00	\$0.00	\$0.00	\$0.00	\$0.00	\$0.00	\$0.00	\$0.00	\$0.00	\$0.00	\$53,749.65
613001 Construcción de obras para el abastecimie	\$53,749.65	\$0.00	\$0.00	\$0.00	\$0.00	\$0.00	\$0.00	\$0.00	\$0.00	\$0.00	\$0.00	\$0.00	\$0.00	\$0.00	\$53,749.65
615000 Construcción de vías de comunicación	\$6,998.05	\$0.00	\$0.00	\$0.00	\$0.00	\$0.00	\$0.00	\$0.00	\$0.00	\$0.00	\$0.00	\$0.00	\$0.00	\$0.00	\$6,998.05
615001 Construcción de vías de comunicación	\$6,998.05	\$0.00	\$0.00	\$0.00	\$0.00	\$0.00	\$0.00	\$0.00	\$0.00	\$0.00	\$0.00	\$0.00	\$0.00	\$0.00	\$6,998.05
BENEFICIARIOS FAISM 2018	\$60,747.70	\$0.00	\$0.00	\$0.00	\$0.00	\$0.00	\$0.00	\$0.00	\$0.00	\$0.00	\$0.00	\$0.00	\$0.00	\$0.00	\$60,747.70
1123 BENEFICIARIOS FAISM 2019															
600000 INVERSION PUBLICA	\$60,264.90	\$0.00	\$0.00	\$0.00	\$0.00	\$0.00	\$0.00	\$0.00	\$0.00	\$0.00	\$0.00	\$0.00	\$0.00	\$0.00	\$60,264.90
610000 Obra pública en bienes de dominio público	\$60,264.90	\$0.00	\$0.00	\$0.00	\$0.00	\$0.00	\$0.00	\$0.00	\$0.00	\$0.00	\$0.00	\$0.00	\$0.00	\$0.00	\$60,264.90
613000 Construcción de obras para el abastecimie	\$52,057.00	\$0.00	\$0.00	\$0.00	\$0.00	\$0.00	\$0.00	\$0.00	\$0.00	\$0.00	\$0.00	\$0.00	\$0.00	\$0.00	\$52,057.00
613001 Construcción de obras para el abastecimie	\$52,057.00	\$0.00	\$0.00	\$0.00	\$0.00	\$0.00	\$0.00	\$0.00	\$0.00	\$0.00	\$0.00	\$0.00	\$0.00	\$0.00	\$52,057.00
615000 Construcción de vías de comunicación	\$5,497.90	\$0.00	\$0.00	\$0.00	\$0.00	\$0.00	\$0.00	\$0.00	\$0.00	\$0.00	\$0.00	\$0.00	\$0.00	\$0.00	\$5,497.90
615001 Construcción de vías de comunicación	\$5,497.90	\$0.00	\$0.00	\$0.00	\$0.00	\$0.00	\$0.00	\$0.00	\$0.00	\$0.00	\$0.00	\$0.00	\$0.00	\$0.00	\$5,497.90
617000 Instalaciones y equipamiento en construcc	\$2,710.00	\$0.00	\$0.00	\$0.00	\$0.00	\$0.00	\$0.00	\$0.00	\$0.00	\$0.00	\$0.00	\$0.00	\$0.00	\$0.00	\$2,710.00
617001 Instalaciones y equipamiento en construcc	\$2,710.00	\$0.00	\$0.00	\$0.00	\$0.00	\$0.00	\$0.00	\$0.00	\$0.00	\$0.00	\$0.00	\$0.00	\$0.00	\$0.00	\$2,710.00
BENEFICIARIOS FAISM 2019	\$60,264.90	\$0.00	\$0.00	\$0.00	\$0.00	\$0.00	\$0.00	\$0.00	\$0.00	\$0.00	\$0.00	\$0.00	\$0.00	\$0.00	\$60,264.90
1511 F.G.P. 2020															
100000 SERVICIOS PERSONALES	\$2,146.00	\$2,146.00	\$0.00	\$0.00	\$0.00	\$0.00	\$0.00	\$0.00	\$0.00	\$0.00	\$0.00	\$0.00	\$0.00	\$2,146.00	\$0.00
120000 Remuneraciones al personal de carácter	\$2,146.00	\$2,146.00	\$0.00	\$0.00	\$0.00	\$0.00	\$0.00	\$0.00	\$0.00	\$0.00	\$0.00	\$0.00	\$0.00	\$2,146.00	\$0.00
122000 Sueldos base al personal eventual	\$2,146.00	\$2,146.00	\$0.00	\$0.00	\$0.00	\$0.00	\$0.00	\$0.00	\$0.00	\$0.00	\$0.00	\$0.00	\$0.00	\$2,146.00	\$0.00
122003 Lista de Raya	\$2,146.00	\$2,146.00	\$0.00	\$0.00	\$0.00	\$0.00	\$0.00	\$0.00	\$0.00	\$0.00	\$0.00	\$0.00	\$0.00	\$2,146.00	\$0.00
300000 SERVICIOS GENERALES	\$352,361.28	\$314,654.22	\$28,389.75	\$9,398.38	\$0.00	\$0.00	\$0.00	\$0.00	\$0.00	\$0.00	\$0.00	\$0.00	\$0.00	\$352,442.35	-\$81.07
390000 Otros servicios generales	\$352,361.28	\$314,654.22	\$28,389.75	\$9,398.38	\$0.00	\$0.00	\$0.00	\$0.00	\$0.00	\$0.00	\$0.00	\$0.00	\$0.00	\$352,442.35	-\$81.07
394000 Sentencias y resoluciones por autoridad cc	\$294,774.28	\$257,067.22	\$28,389.75	\$9,398.38	\$0.00	\$0.00	\$0.00	\$0.00	\$0.00	\$0.00	\$0.00	\$0.00	\$0.00	\$294,855.35	-\$81.07
394002 Sentencias y resoluciones por autoridad cc	\$294,774.28	\$257,067.22	\$28,389.75	\$9,398.38	\$0.00	\$0.00	\$0.00	\$0.00	\$0.00	\$0.00	\$0.00	\$0.00	\$0.00	\$294,855.35	-\$81.07
398000 Impuesto sobre nóminas y otros que se de	\$57,587.00	\$57,587.00	\$0.00	\$0.00	\$0.00	\$0.00	\$0.00	\$0.00	\$0.00	\$0.00	\$0.00	\$0.00	\$0.00	\$57,587.00	\$0.00
398001 Impuesto sobre nóminas y otros que se de	\$57,587.00	\$57,587.00	\$0.00	\$0.00	\$0.00	\$0.00	\$0.00	\$0.00	\$0.00	\$0.00	\$0.00	\$0.00	\$0.00	\$57,587.00	\$0.00
F.G.P. 2020	\$354,507.28	\$316,800.22	\$28,389.75	\$9,398.38	\$0.00	\$0.00	\$0.00	\$0.00	\$0.00	\$0.00	\$0.00	\$0.00	\$0.00	\$354,588.35	-\$81.07
1512 F.F.M. 2020															
200000 MATERIALES Y SUMINISTROS	\$820,952.63	\$120,952.63	\$600,000.00	\$100,000.00	\$0.00	\$0.00	\$0.00	\$0.00	\$0.00	\$0.00	\$0.00	\$0.00	\$0.00	\$820,952.63	\$0.00



AYUNTAMIENTO
2020-2024

[Handwritten signature]



AYUNTAMIENTO
2020-2024

[Handwritten signature]



2020-2024

[Handwritten signature]

Objeto del Gasto	Presupuesto Vigente	Ene	Feb	Mar	Abr	May	Jun	Jul	Ago	Sep	Oct	Nov	Dic	Total	Diferencia (Vigente - Total)
240000 Materiales y artículos de construcción y c	\$820,952.63	\$120,952.63	\$600,000.00	\$100,000.00	\$0.00	\$0.00	\$0.00	\$0.00	\$0.00	\$0.00	\$0.00	\$0.00	\$0.00	\$820,952.63	\$0.00
242000 Cemento y productos de concreto	\$120,952.63	\$120,952.63	\$0.00	\$0.00	\$0.00	\$0.00	\$0.00	\$0.00	\$0.00	\$0.00	\$0.00	\$0.00	\$0.00	\$120,952.63	\$0.00
242001 Cemento y productos de concreto	\$120,952.63	\$120,952.63	\$0.00	\$0.00	\$0.00	\$0.00	\$0.00	\$0.00	\$0.00	\$0.00	\$0.00	\$0.00	\$0.00	\$120,952.63	\$0.00
246000 Material eléctrico y electrónico	\$600,000.00	\$0.00	\$600,000.00	\$0.00	\$0.00	\$0.00	\$0.00	\$0.00	\$0.00	\$0.00	\$0.00	\$0.00	\$0.00	\$600,000.00	\$0.00
246001 Material Eléctrico	\$600,000.00	\$0.00	\$600,000.00	\$0.00	\$0.00	\$0.00	\$0.00	\$0.00	\$0.00	\$0.00	\$0.00	\$0.00	\$0.00	\$600,000.00	\$0.00
249000 Otros materiales y artículos de construcción	\$100,000.00	\$0.00	\$0.00	\$100,000.00	\$0.00	\$0.00	\$0.00	\$0.00	\$0.00	\$0.00	\$0.00	\$0.00	\$0.00	\$100,000.00	\$0.00
249001 Otros materiales y artículos de construcción	\$100,000.00	\$0.00	\$0.00	\$100,000.00	\$0.00	\$0.00	\$0.00	\$0.00	\$0.00	\$0.00	\$0.00	\$0.00	\$0.00	\$100,000.00	\$0.00
500000 BIENES MUEBLES, INMUEBLES E IN	\$181,961.14	\$0.00	\$181,961.14	\$0.00	\$0.00	\$0.00	\$0.00	\$0.00	\$0.00	\$0.00	\$0.00	\$0.00	\$0.00	\$181,961.14	\$0.00
540000 Vehículos y equipo de transporte	\$181,961.14	\$0.00	\$181,961.14	\$0.00	\$0.00	\$0.00	\$0.00	\$0.00	\$0.00	\$0.00	\$0.00	\$0.00	\$0.00	\$181,961.14	\$0.00
541000 Vehículos y equipo terrestre	\$181,961.14	\$0.00	\$181,961.14	\$0.00	\$0.00	\$0.00	\$0.00	\$0.00	\$0.00	\$0.00	\$0.00	\$0.00	\$0.00	\$181,961.14	\$0.00
541001 Vehículos y Equipo Terrestre	\$181,961.14	\$0.00	\$181,961.14	\$0.00	\$0.00	\$0.00	\$0.00	\$0.00	\$0.00	\$0.00	\$0.00	\$0.00	\$0.00	\$181,961.14	\$0.00
F.F.M. 2020	\$1,002,913.77	\$120,952.63	\$781,961.14	\$100,000.00	\$0.00	\$0.00	\$0.00	\$0.00	\$0.00	\$0.00	\$0.00	\$0.00	\$0.00	\$1,002,913.77	\$0.00
1513 IEPS-TABACOS 2020															
200000 MATERIALES Y SUMINISTROS	\$41,804.34	\$27,947.88	\$0.00	\$13,863.18	\$0.00	\$0.00	\$0.00	\$0.00	\$0.00	\$0.00	\$0.00	\$0.00	\$0.00	\$41,811.06	-\$6.72
210000 Materiales de administración, emisión de	\$41,804.34	\$27,947.88	\$0.00	\$13,863.18	\$0.00	\$0.00	\$0.00	\$0.00	\$0.00	\$0.00	\$0.00	\$0.00	\$0.00	\$41,811.06	-\$6.72
212000 Materiales y útiles de impresión y reproduc	\$41,804.34	\$27,947.88	\$0.00	\$13,863.18	\$0.00	\$0.00	\$0.00	\$0.00	\$0.00	\$0.00	\$0.00	\$0.00	\$0.00	\$41,811.06	-\$6.72
212001 Materiales y Útiles de Impresión	\$41,804.34	\$27,947.88	\$0.00	\$13,863.18	\$0.00	\$0.00	\$0.00	\$0.00	\$0.00	\$0.00	\$0.00	\$0.00	\$0.00	\$41,811.06	-\$6.72
IEPS-TABACOS 2020	\$41,804.34	\$27,947.88	\$0.00	\$13,863.18	\$0.00	\$0.00	\$0.00	\$0.00	\$0.00	\$0.00	\$0.00	\$0.00	\$0.00	\$41,811.06	-\$6.72
1514 IEPS GASOLINAS 2020															
200000 MATERIALES Y SUMINISTROS	\$92,195.51	\$92,195.51	\$0.00	\$0.00	\$0.00	\$0.00	\$0.00	\$0.00	\$0.00	\$0.00	\$0.00	\$0.00	\$0.00	\$92,195.51	\$0.00
290000 Herramientas, refacciones y accesorios n	\$92,195.51	\$92,195.51	\$0.00	\$0.00	\$0.00	\$0.00	\$0.00	\$0.00	\$0.00	\$0.00	\$0.00	\$0.00	\$0.00	\$92,195.51	\$0.00
296000 Refacciones y accesorios menores de equ	\$92,195.51	\$92,195.51	\$0.00	\$0.00	\$0.00	\$0.00	\$0.00	\$0.00	\$0.00	\$0.00	\$0.00	\$0.00	\$0.00	\$92,195.51	\$0.00
296001 Refacciones y accesorios menores de equ	\$92,195.51	\$92,195.51	\$0.00	\$0.00	\$0.00	\$0.00	\$0.00	\$0.00	\$0.00	\$0.00	\$0.00	\$0.00	\$0.00	\$92,195.51	\$0.00
IEPS GASOLINAS 2020	\$92,195.51	\$92,195.51	\$0.00	\$0.00	\$0.00	\$0.00	\$0.00	\$0.00	\$0.00	\$0.00	\$0.00	\$0.00	\$0.00	\$92,195.51	\$0.00
1515 ISAN 2020															
200000 MATERIALES Y SUMINISTROS	\$21,421.27	\$21,421.27	\$0.00	\$0.00	\$0.00	\$0.00	\$0.00	\$0.00	\$0.00	\$0.00	\$0.00	\$0.00	\$0.00	\$21,421.27	\$0.00
210000 Materiales de administración, emisión de	\$21,421.27	\$21,421.27	\$0.00	\$0.00	\$0.00	\$0.00	\$0.00	\$0.00	\$0.00	\$0.00	\$0.00	\$0.00	\$0.00	\$21,421.27	\$0.00
211000 Materiales, útiles y equipos menores de ofi	\$21,421.27	\$21,421.27	\$0.00	\$0.00	\$0.00	\$0.00	\$0.00	\$0.00	\$0.00	\$0.00	\$0.00	\$0.00	\$0.00	\$21,421.27	\$0.00
211001 Material de Oficina	\$21,421.27	\$21,421.27	\$0.00	\$0.00	\$0.00	\$0.00	\$0.00	\$0.00	\$0.00	\$0.00	\$0.00	\$0.00	\$0.00	\$21,421.27	\$0.00
ISAN 2020	\$21,421.27	\$21,421.27	\$0.00	\$0.00	\$0.00	\$0.00	\$0.00	\$0.00	\$0.00	\$0.00	\$0.00	\$0.00	\$0.00	\$21,421.27	\$0.00
1516 FOFIR 2020															
200000 MATERIALES Y SUMINISTROS	\$160,009.44	\$65,515.10	\$0.00	\$0.00	\$0.00	\$0.00	\$87,480.24	\$0.00	\$0.00	\$0.00	\$0.00	\$0.00	\$0.00	\$152,985.34	\$7,014.10



AYUNTAMIENTO
 2020 - 2024

AYUNTAMIENTO
 2020-2024

2020-2024

MUNICIPIO DE FRANCISCO I. MADERO, HIDALGO
HIDALGO

Análítico Mensual de Egresos Pagados por Fuente de Financiamiento al 31/dic./2021
(Cuentas con Movimientos)
(Cifras en pesos y centavos)

Fecha y 10/ene./2022

hora de Impresión 04:41 p. m.



Usr: supervisor
Rep: rptAnalíticoPresupuestoEgresos_FF

Table with columns: Objeto del Gasto, Presupuesto Vigente, Ene, Feb, Mar, Abr, May, Jun, Jul, Ago, Sep, Oct, Nov, Dic, Total, Diferencia (Vigente - Total). Rows include items like 'Materiales de administración, emisión de' and 'Material de Oficina'.

Table for '1517 CISAN 2020' with columns: Objeto del Gasto, Presupuesto Vigente, Ene, Feb, Mar, Abr, May, Jun, Jul, Ago, Sep, Oct, Nov, Dic, Total, Diferencia (Vigente - Total). Rows include 'MATERIALES Y SUMINISTROS' and 'Materiales de administración, emisión de'.

Table for '1521 F.G.P. 2021' with columns: Objeto del Gasto, Presupuesto Vigente, Ene, Feb, Mar, Abr, May, Jun, Jul, Ago, Sep, Oct, Nov, Dic, Total, Diferencia (Vigente - Total). Rows include 'SERVICIOS PERSONALES' and 'Remuneraciones al personal de carácter'.



AYUNTAMIENTO
2020 - 2024

2020-2024

**MUNICIPIO DE FRANCISCO I. MADERO, HIDALGO
HIDALGO**

Analítico Mensual de Egresos Pagados por Fuente de Financiamiento al 31/dic./2021

(Cuentas con Movimientos)

(Cifras en pesos y centavos)

Fecha y 10/eno./2022

hora de Impresión 04:41 p. m.



Usr: supervisor
Rep: rptAnalíticoPresupuestoEgresos_FF

Objeto del Gasto	Presupuesto Vigente	Ene	Feb	Mar	Abr	May	Jun	Jul	Ago	Sep	Oct	Nov	Dic	Total	Diferencia (Vigento - Total)
331001 Servicios legales	\$174,000.00	\$0.00	\$0.00	\$0.00	\$0.00	\$0.00	\$0.00	\$0.00	\$0.00	\$0.00	\$174,000.00	\$0.00	\$0.00	\$174,000.00	\$0.00
334000 Servicios de capacitación	\$6,960.00	\$0.00	\$0.00	\$0.00	\$0.00	\$0.00	\$0.00	\$0.00	\$0.00	\$0.00	\$6,960.00	\$0.00	\$0.00	\$6,960.00	\$0.00
334001 Capacitación	\$6,960.00	\$0.00	\$0.00	\$0.00	\$0.00	\$0.00	\$0.00	\$0.00	\$0.00	\$0.00	\$6,960.00	\$0.00	\$0.00	\$6,960.00	\$0.00
336000 Servicios de apoyo administrativo, fotocopi	\$17,603.47	\$0.00	\$0.00	\$0.00	\$0.00	\$0.00	\$0.00	\$0.00	\$0.00	\$0.00	\$0.00	\$0.00	\$17,603.47	\$17,603.47	\$0.00
336001 Servicios de apoyo administrativo, fotocopi	\$17,603.47	\$0.00	\$0.00	\$0.00	\$0.00	\$0.00	\$0.00	\$0.00	\$0.00	\$0.00	\$0.00	\$0.00	\$17,603.47	\$17,603.47	\$0.00
339000 Servicios profesionales, científicos y técnico	\$165,216.99	\$0.00	\$0.00	\$0.00	\$0.00	\$0.00	\$0.00	\$0.00	\$0.00	\$0.00	\$0.00	\$0.00	\$93,053.99	\$93,053.99	\$72,163.00
339003 Prestación de Servicios Profesionales	\$165,216.99	\$0.00	\$0.00	\$0.00	\$0.00	\$0.00	\$0.00	\$0.00	\$0.00	\$0.00	\$0.00	\$0.00	\$93,053.99	\$93,053.99	\$72,163.00
350000 Servicios de instalación, reparación, man	\$101,704.40	\$0.00	\$0.00	\$0.00	\$0.00	\$0.00	\$0.00	\$0.00	\$44,080.00	\$0.00	\$16,924.40	\$0.00	\$40,700.00	\$101,704.40	\$0.00
351000 Conservación y mantenimiento menor de i	\$8,800.00	\$0.00	\$0.00	\$0.00	\$0.00	\$0.00	\$0.00	\$0.00	\$0.00	\$0.00	\$0.00	\$0.00	\$8,800.00	\$8,800.00	\$0.00
351001 Conservación y mantenimiento menor de i	\$8,800.00	\$0.00	\$0.00	\$0.00	\$0.00	\$0.00	\$0.00	\$0.00	\$0.00	\$0.00	\$0.00	\$0.00	\$8,800.00	\$8,800.00	\$0.00
355000 Reparación y mantenimiento de equipo de	\$92,904.40	\$0.00	\$0.00	\$0.00	\$0.00	\$0.00	\$0.00	\$0.00	\$44,080.00	\$0.00	\$16,924.40	\$0.00	\$31,900.00	\$92,904.40	\$0.00
355001 Mantenimiento de Vehículos	\$92,904.40	\$0.00	\$0.00	\$0.00	\$0.00	\$0.00	\$0.00	\$0.00	\$44,080.00	\$0.00	\$16,924.40	\$0.00	\$31,900.00	\$92,904.40	\$0.00
380000 Servicios oficiales	\$362,902.14	\$0.00	\$0.00	\$0.00	\$0.00	\$0.00	\$0.00	\$0.00	\$0.00	\$160,588.86	\$113,109.28	\$6,960.00	\$38,744.00	\$319,402.14	\$43,500.00
382000 Gastos de orden social y cultural	\$331,118.14	\$0.00	\$0.00	\$0.00	\$0.00	\$0.00	\$0.00	\$0.00	\$0.00	\$160,588.86	\$113,109.28	\$6,960.00	\$6,960.00	\$287,618.14	\$43,500.00
382001 Gastos de orden social	\$331,118.14	\$0.00	\$0.00	\$0.00	\$0.00	\$0.00	\$0.00	\$0.00	\$0.00	\$160,588.86	\$113,109.28	\$6,960.00	\$6,960.00	\$287,618.14	\$43,500.00
383000 Congresos y convenciones	\$31,784.00	\$0.00	\$0.00	\$0.00	\$0.00	\$0.00	\$0.00	\$0.00	\$0.00	\$0.00	\$0.00	\$0.00	\$31,784.00	\$31,784.00	\$0.00
383001 Congresos, Convenciones	\$31,784.00	\$0.00	\$0.00	\$0.00	\$0.00	\$0.00	\$0.00	\$0.00	\$0.00	\$0.00	\$0.00	\$0.00	\$31,784.00	\$31,784.00	\$0.00
390000 Otros servicios generales	\$783,576.07	\$0.00	\$0.00	\$0.00	\$0.00	\$0.00	\$0.00	\$0.00	\$0.00	\$36,997.65	\$95,997.65	\$246,230.96	\$211,452.81	\$590,679.07	\$192,897.00
391000 Servicios funerarios y de cementerios	\$19,441.60	\$0.00	\$0.00	\$0.00	\$0.00	\$0.00	\$0.00	\$0.00	\$0.00	\$0.00	\$0.00	\$11,832.00	\$7,609.60	\$19,441.60	\$0.00
391001 Servicios funerarios y de cementerios	\$19,441.60	\$0.00	\$0.00	\$0.00	\$0.00	\$0.00	\$0.00	\$0.00	\$0.00	\$0.00	\$0.00	\$11,832.00	\$7,609.60	\$19,441.60	\$0.00
394000 Sentencias y resoluciones por autoridad cc	\$453,437.47	\$0.00	\$0.00	\$0.00	\$0.00	\$0.00	\$0.00	\$0.00	\$0.00	\$36,997.65	\$95,997.65	\$174,415.96	\$146,026.21	\$453,437.47	\$0.00
394002 Sentencias y resoluciones por autoridad cc	\$453,437.47	\$0.00	\$0.00	\$0.00	\$0.00	\$0.00	\$0.00	\$0.00	\$0.00	\$36,997.65	\$95,997.65	\$174,415.96	\$146,026.21	\$453,437.47	\$0.00
398000 Impuesto sobre nóminas y otros que se de	\$310,697.00	\$0.00	\$0.00	\$0.00	\$0.00	\$0.00	\$0.00	\$0.00	\$0.00	\$0.00	\$0.00	\$59,983.00	\$57,817.00	\$117,800.00	\$192,897.00
398001 Impuesto sobre nóminas y otros que se de	\$310,697.00	\$0.00	\$0.00	\$0.00	\$0.00	\$0.00	\$0.00	\$0.00	\$0.00	\$0.00	\$0.00	\$59,983.00	\$57,817.00	\$117,800.00	\$192,897.00
400000 TRANSFERENCIAS, ASIGNACIONES	\$1,298,643.30	\$0.00	\$0.00	\$0.00	\$0.00	\$1,110,591.00	\$0.00	\$0.00	\$85,526.99	\$87,710.00	\$11,745.00	\$3,070.31	\$0.00	\$1,298,643.30	\$0.00
430000 Subsidios y subvenciones	\$1,110,591.00	\$0.00	\$0.00	\$0.00	\$0.00	\$1,110,591.00	\$0.00	\$0.00	\$0.00	\$0.00	\$0.00	\$0.00	\$0.00	\$1,110,591.00	\$0.00
433000 Subsidios a la inversión	\$1,110,591.00	\$0.00	\$0.00	\$0.00	\$0.00	\$1,110,591.00	\$0.00	\$0.00	\$0.00	\$0.00	\$0.00	\$0.00	\$0.00	\$1,110,591.00	\$0.00
433001 Subsidios a la inversión	\$1,110,591.00	\$0.00	\$0.00	\$0.00	\$0.00	\$1,110,591.00	\$0.00	\$0.00	\$0.00	\$0.00	\$0.00	\$0.00	\$0.00	\$1,110,591.00	\$0.00
440000 Ayudas sociales	\$188,052.30	\$0.00	\$0.00	\$0.00	\$0.00	\$0.00	\$0.00	\$0.00	\$85,526.99	\$87,710.00	\$11,745.00	\$3,070.31	\$0.00	\$188,052.30	\$0.00
446000 Ayudas sociales a cooperativas	\$188,052.30	\$0.00	\$0.00	\$0.00	\$0.00	\$0.00	\$0.00	\$0.00	\$85,526.99	\$87,710.00	\$11,745.00	\$3,070.31	\$0.00	\$188,052.30	\$0.00
446001 Ayudas sociales a cooperativas	\$188,052.30	\$0.00	\$0.00	\$0.00	\$0.00	\$0.00	\$0.00	\$0.00	\$85,526.99	\$87,710.00	\$11,745.00	\$3,070.31	\$0.00	\$188,052.30	\$0.00
600000 INVERSION PUBLICA	\$4,428,373.31	\$0.00	\$0.00	\$0.00	\$0.00	\$0.00	\$0.00	\$0.00	\$0.00	\$0.00	\$0.00	\$0.00	\$0.00	\$0.00	\$4,428,373.31
610000 Obra pública en bienes de dominio público	\$4,428,373.31	\$0.00	\$0.00	\$0.00	\$0.00	\$0.00	\$0.00	\$0.00	\$0.00	\$0.00	\$0.00	\$0.00	\$0.00	\$0.00	\$4,428,373.31
614000 División de terrenos y construcción de obr	\$286,107.74	\$0.00	\$0.00	\$0.00	\$0.00	\$0.00	\$0.00	\$0.00	\$0.00	\$0.00	\$0.00	\$0.00	\$0.00	\$0.00	\$286,107.74
614001 División de terrenos y construcción de obr	\$286,107.74	\$0.00	\$0.00	\$0.00	\$0.00	\$0.00	\$0.00	\$0.00	\$0.00	\$0.00	\$0.00	\$0.00	\$0.00	\$0.00	\$286,107.74
615000 Construcción de vías de comunicación	\$4,142,265.57	\$0.00	\$0.00	\$0.00	\$0.00	\$0.00	\$0.00	\$0.00	\$0.00	\$0.00	\$0.00	\$0.00	\$0.00	\$0.00	\$4,142,265.57
615001 Construcción de vías de comunicación	\$4,142,265.57	\$0.00	\$0.00	\$0.00	\$0.00	\$0.00	\$0.00	\$0.00	\$0.00	\$0.00	\$0.00	\$0.00	\$0.00	\$0.00	\$4,142,265.57
F.F.M. 2021	\$12,234,897.24	\$0.00	\$0.00	\$0.00	\$422,033.65	\$1,941,285.35	\$469,052.08	\$535,604.51	\$272,802.99	\$595,143.75	\$1,011,142.27	\$459,167.88	\$1,668,535.69	\$7,374,468.17	\$4,860,429.07



**AYUNTAMIENTO
2020-2024**



**AYUNTAMIENTO
2020-2024**



2020-2024

MUNICIPIO DE FRANCISCO I. MADERO, HIDALGO

HIDALGO

Analítico Mensual de Egresos Pagados por Fuente de Financiamiento al 31/dic./2021

(Cuentas con Movimientos)

(Cifras en pesos y centavos)

Fecha y 10/ene./2022

hora de Impresión 04:41 p. m.



Usr: supervisor
Rep: rptAnaliticoPresupuestoEgresos_FF

Objeto del Gasto	Presupuesto Vigente	Ene	Feb	Mar	Abr	May	Jun	Jul	Ago	Sep	Oct	Nov	Dic	Total	Diferencia (Vigente - Total)
1523 IEPS-TABACOS 2021															
100000 SERVICIOS PERSONALES	\$290,496.00	\$0.00	\$0.00	\$0.00	\$0.00	\$0.00	\$0.00	\$0.00	\$0.00	\$0.00	\$0.00	\$0.00	\$0.00	\$290,496.00	\$0.00
130000 Remuneraciones adicionales y especiales	\$290,496.00	\$0.00	\$0.00	\$0.00	\$0.00	\$0.00	\$0.00	\$0.00	\$0.00	\$0.00	\$0.00	\$0.00	\$0.00	\$290,496.00	\$0.00
132000 Primas de vacaciones, dominical y gratific	\$290,496.00	\$0.00	\$0.00	\$0.00	\$0.00	\$0.00	\$0.00	\$0.00	\$0.00	\$0.00	\$0.00	\$0.00	\$0.00	\$290,496.00	\$0.00
132002 Gratificación Anual	\$290,496.00	\$0.00	\$0.00	\$0.00	\$0.00	\$0.00	\$0.00	\$0.00	\$0.00	\$0.00	\$0.00	\$0.00	\$0.00	\$290,496.00	\$0.00
200000 MATERIALES Y SUMINISTROS	\$131,817.78	\$0.00	\$0.00	\$0.00	\$0.00	\$0.00	\$0.00	\$0.00	\$0.00	\$0.00	\$0.00	\$0.00	\$0.00	\$101,930.11	\$29,887.67
210000 Materiales de administración, emisión de	\$21,750.00	\$0.00	\$0.00	\$0.00	\$0.00	\$0.00	\$0.00	\$0.00	\$0.00	\$0.00	\$0.00	\$0.00	\$0.00	\$0.00	\$21,750.00
212000 Materiales y útiles de impresión y reproduc	\$21,750.00	\$0.00	\$0.00	\$0.00	\$0.00	\$0.00	\$0.00	\$0.00	\$0.00	\$0.00	\$0.00	\$0.00	\$0.00	\$0.00	\$21,750.00
212001 Materiales y Útiles de Impresión	\$21,750.00	\$0.00	\$0.00	\$0.00	\$0.00	\$0.00	\$0.00	\$0.00	\$0.00	\$0.00	\$0.00	\$0.00	\$0.00	\$0.00	\$21,750.00
220000 Alimentos y utensilios	\$8,137.67	\$0.00	\$0.00	\$0.00	\$0.00	\$0.00	\$0.00	\$0.00	\$0.00	\$0.00	\$0.00	\$0.00	\$0.00	\$0.00	\$8,137.67
221000 Productos alimenticios para personas	\$8,137.67	\$0.00	\$0.00	\$0.00	\$0.00	\$0.00	\$0.00	\$0.00	\$0.00	\$0.00	\$0.00	\$0.00	\$0.00	\$0.00	\$8,137.67
221001 Alimentación de Personas	\$8,137.67	\$0.00	\$0.00	\$0.00	\$0.00	\$0.00	\$0.00	\$0.00	\$0.00	\$0.00	\$0.00	\$0.00	\$0.00	\$0.00	\$8,137.67
240000 Materiales y artículos de construcción y c	\$35,999.66	\$0.00	\$0.00	\$0.00	\$0.00	\$0.00	\$0.00	\$0.00	\$0.00	\$0.00	\$0.00	\$0.00	\$0.00	\$35,999.66	\$0.00
249000 Otros materiales y artículos de construcció	\$35,999.66	\$0.00	\$0.00	\$0.00	\$0.00	\$0.00	\$0.00	\$0.00	\$0.00	\$0.00	\$0.00	\$0.00	\$0.00	\$35,999.66	\$0.00
249001 Otros materiales y artículos de construcció	\$35,999.66	\$0.00	\$0.00	\$0.00	\$0.00	\$0.00	\$0.00	\$0.00	\$0.00	\$0.00	\$0.00	\$0.00	\$0.00	\$35,999.66	\$0.00
290000 Herramientas, refacciones y accesorios n	\$65,930.45	\$0.00	\$0.00	\$0.00	\$0.00	\$0.00	\$0.00	\$0.00	\$0.00	\$0.00	\$0.00	\$0.00	\$0.00	\$65,930.45	\$0.00
298000 Refacciones y accesorios menores de equ	\$65,930.45	\$0.00	\$0.00	\$0.00	\$0.00	\$0.00	\$0.00	\$0.00	\$0.00	\$0.00	\$0.00	\$0.00	\$0.00	\$65,930.45	\$0.00
296001 Refacciones y accesorios menores de equ	\$65,930.45	\$0.00	\$0.00	\$0.00	\$0.00	\$0.00	\$0.00	\$0.00	\$0.00	\$0.00	\$0.00	\$0.00	\$0.00	\$65,930.45	\$0.00
IEPS-TABACOS 2021	\$422,313.78	\$0.00	\$0.00	\$0.00	\$0.00	\$0.00	\$0.00	\$0.00	\$0.00	\$0.00	\$0.00	\$0.00	\$0.00	\$392,426.11	\$29,887.67
1524 IEPS-GASOLINAS 2021															
200000 MATERIALES Y SUMINISTROS	\$166,587.48	\$0.00	\$0.00	\$0.00	\$0.00	\$0.00	\$0.00	\$21,212.92	\$1,328.20	\$45,720.00	\$48,455.16	\$0.00	\$49,871.20	\$166,587.48	\$0.00
260000 Combustibles, lubricantes y aditivos	\$166,587.48	\$0.00	\$0.00	\$0.00	\$0.00	\$0.00	\$0.00	\$21,212.92	\$1,328.20	\$45,720.00	\$48,455.16	\$0.00	\$49,871.20	\$166,587.48	\$0.00
261000 Combustibles, lubricantes y aditivos	\$166,587.48	\$0.00	\$0.00	\$0.00	\$0.00	\$0.00	\$0.00	\$21,212.92	\$1,328.20	\$45,720.00	\$48,455.16	\$0.00	\$49,871.20	\$166,587.48	\$0.00
261001 Combustibles y Lubricantes vehículos y eq	\$166,587.48	\$0.00	\$0.00	\$0.00	\$0.00	\$0.00	\$0.00	\$21,212.92	\$1,328.20	\$45,720.00	\$48,455.16	\$0.00	\$49,871.20	\$166,587.48	\$0.00
300000 SERVICIOS GENERALES	\$658,640.13	\$0.00	\$0.00	\$0.00	\$0.00	\$0.00	\$0.00	\$0.00	\$0.00	\$176,255.96	\$176,255.96	\$0.00	\$0.00	\$352,511.92	\$306,128.21
320000 Servicios de arrendamiento	\$306,128.21	\$0.00	\$0.00	\$0.00	\$0.00	\$0.00	\$0.00	\$0.00	\$0.00	\$0.00	\$0.00	\$0.00	\$0.00	\$0.00	\$306,128.21
326000 Arrendamiento de maquinaria, otros equip	\$306,128.21	\$0.00	\$0.00	\$0.00	\$0.00	\$0.00	\$0.00	\$0.00	\$0.00	\$0.00	\$0.00	\$0.00	\$0.00	\$0.00	\$306,128.21
326001 Arrendamiento de Maquinaria y Equipo	\$306,128.21	\$0.00	\$0.00	\$0.00	\$0.00	\$0.00	\$0.00	\$0.00	\$0.00	\$0.00	\$0.00	\$0.00	\$0.00	\$0.00	\$306,128.21
390000 Otros servicios generales	\$352,511.92	\$0.00	\$0.00	\$0.00	\$0.00	\$0.00	\$0.00	\$0.00	\$0.00	\$176,255.96	\$176,255.96	\$0.00	\$0.00	\$352,511.92	\$0.00
394000 Sentencias y resoluciones por autoridad cc	\$352,511.92	\$0.00	\$0.00	\$0.00	\$0.00	\$0.00	\$0.00	\$0.00	\$0.00	\$176,255.96	\$176,255.96	\$0.00	\$0.00	\$352,511.92	\$0.00
394002 Sentencias y resoluciones por autoridad cc	\$352,511.92	\$0.00	\$0.00	\$0.00	\$0.00	\$0.00	\$0.00	\$0.00	\$0.00	\$176,255.96	\$176,255.96	\$0.00	\$0.00	\$352,511.92	\$0.00
IEPS-GASOLINAS 2021	\$825,227.61	\$0.00	\$0.00	\$0.00	\$0.00	\$0.00	\$0.00	\$21,212.92	\$1,328.20	\$221,975.96	\$224,711.12	\$0.00	\$49,871.20	\$519,099.40	\$306,128.21
1525 ISAN 2021															
100000 SERVICIOS PERSONALES	\$227,103.00	\$0.00	\$0.00	\$0.00	\$0.00	\$0.00	\$0.00	\$0.00	\$0.00	\$0.00	\$0.00	\$0.00	\$0.00	\$227,103.00	\$0.00



MUNICIPIO DE FRANCISCO I. MADERO, HIDALGO
HIDALGO

Análítico Mensual de Egresos Pagados por Fuente de Financiamiento al 31/dic./2021

(Cuentas con Movimientos)

(Cifras en pesos y centavos)

Fecha y 10/ene./2022

hora de Impresión 04:41 p. m.



Usr: supervisor
Rep: rptAnaliticoPresupuestoEgresos_FF

Objeto del Gasto	Presupuesto Vigente	Ene	Feb	Mar	Abr	May	Jun	Jul	Ago	Sep	Oct	Nov	Dic	Total	Diferencia (Vigente - Total)
130000 Remuneraciones adicionales y especiales	\$227,103.00	\$0.00	\$0.00	\$0.00	\$0.00	\$0.00	\$0.00	\$0.00	\$0.00	\$0.00	\$0.00	\$0.00	\$227,103.00	\$227,103.00	\$0.00
132000 Primas de vacaciones, dominical y gratific	\$227,103.00	\$0.00	\$0.00	\$0.00	\$0.00	\$0.00	\$0.00	\$0.00	\$0.00	\$0.00	\$0.00	\$0.00	\$227,103.00	\$227,103.00	\$0.00
132001 Prima de Vacaciones y Dominical	\$18,747.00	\$0.00	\$0.00	\$0.00	\$0.00	\$0.00	\$0.00	\$0.00	\$0.00	\$0.00	\$0.00	\$0.00	\$18,747.00	\$18,747.00	\$0.00
132002 Gratificación Anual	\$208,356.00	\$0.00	\$0.00	\$0.00	\$0.00	\$0.00	\$0.00	\$0.00	\$0.00	\$0.00	\$0.00	\$0.00	\$208,356.00	\$208,356.00	\$0.00
500000 BIENES MUEBLES, INMUEBLES E IN	\$47,592.42	\$0.00	\$0.00	\$0.00	\$0.00	\$0.00	\$0.00	\$0.00	\$0.00	\$0.00	\$0.00	\$0.00	\$0.00	\$0.00	\$47,592.42
510000 Mobiliario y equipo de administración	\$47,592.42	\$0.00	\$0.00	\$0.00	\$0.00	\$0.00	\$0.00	\$0.00	\$0.00	\$0.00	\$0.00	\$0.00	\$0.00	\$0.00	\$47,592.42
519000 Otros mobiliarios y equipos de administrac	\$47,592.42	\$0.00	\$0.00	\$0.00	\$0.00	\$0.00	\$0.00	\$0.00	\$0.00	\$0.00	\$0.00	\$0.00	\$0.00	\$0.00	\$47,592.42
519001 Equipo de Administración	\$47,592.42	\$0.00	\$0.00	\$0.00	\$0.00	\$0.00	\$0.00	\$0.00	\$0.00	\$0.00	\$0.00	\$0.00	\$0.00	\$0.00	\$47,592.42
ISAN 2021	\$274,695.42	\$0.00	\$0.00	\$0.00	\$0.00	\$0.00	\$0.00	\$0.00	\$0.00	\$0.00	\$0.00	\$0.00	\$227,103.00	\$227,103.00	\$47,592.42
1526 FOFIR 2021															
100000 SERVICIOS PERSONALES	\$322,607.92	\$0.00	\$0.00	\$0.00	\$0.00	\$0.00	\$0.00	\$0.00	\$0.00	\$0.00	\$0.00	\$0.00	\$322,607.92	\$322,607.92	\$0.00
130000 Remuneraciones adicionales y especiales	\$322,607.92	\$0.00	\$0.00	\$0.00	\$0.00	\$0.00	\$0.00	\$0.00	\$0.00	\$0.00	\$0.00	\$0.00	\$322,607.92	\$322,607.92	\$0.00
132000 Primas de vacaciones, dominical y gratific	\$322,607.92	\$0.00	\$0.00	\$0.00	\$0.00	\$0.00	\$0.00	\$0.00	\$0.00	\$0.00	\$0.00	\$0.00	\$322,607.92	\$322,607.92	\$0.00
132002 Gratificación Anual	\$322,607.92	\$0.00	\$0.00	\$0.00	\$0.00	\$0.00	\$0.00	\$0.00	\$0.00	\$0.00	\$0.00	\$0.00	\$322,607.92	\$322,607.92	\$0.00
200000 MATERIALES Y SUMINISTROS	\$185,538.20	\$0.00	\$0.00	\$0.00	\$0.00	\$0.00	\$0.00	\$0.00	\$0.00	\$0.00	\$0.00	\$0.00	\$185,538.20	\$185,538.20	\$0.00
210000 Materiales de administración, emisión de	\$17,400.00	\$0.00	\$0.00	\$0.00	\$0.00	\$0.00	\$0.00	\$0.00	\$0.00	\$0.00	\$0.00	\$0.00	\$17,400.00	\$17,400.00	\$0.00
216000 Material de limpieza	\$17,400.00	\$0.00	\$0.00	\$0.00	\$0.00	\$0.00	\$0.00	\$0.00	\$0.00	\$0.00	\$0.00	\$0.00	\$17,400.00	\$17,400.00	\$0.00
216001 Material de Limpieza	\$17,400.00	\$0.00	\$0.00	\$0.00	\$0.00	\$0.00	\$0.00	\$0.00	\$0.00	\$0.00	\$0.00	\$0.00	\$17,400.00	\$17,400.00	\$0.00
240000 Materiales y artículos de construcción y c	\$168,138.20	\$0.00	\$0.00	\$0.00	\$0.00	\$0.00	\$0.00	\$0.00	\$0.00	\$0.00	\$0.00	\$0.00	\$168,138.20	\$168,138.20	\$0.00
241000 Productos minerales no metálicos	\$143,144.00	\$0.00	\$0.00	\$0.00	\$0.00	\$0.00	\$0.00	\$0.00	\$0.00	\$0.00	\$0.00	\$0.00	\$143,144.00	\$143,144.00	\$0.00
241001 Productos minerales no metálicos	\$143,144.00	\$0.00	\$0.00	\$0.00	\$0.00	\$0.00	\$0.00	\$0.00	\$0.00	\$0.00	\$0.00	\$0.00	\$143,144.00	\$143,144.00	\$0.00
249000 Otros materiales y artículos de construcció	\$24,994.20	\$0.00	\$0.00	\$0.00	\$0.00	\$0.00	\$0.00	\$0.00	\$0.00	\$0.00	\$0.00	\$0.00	\$24,994.20	\$24,994.20	\$0.00
249001 Otros materiales y artículos de construcció	\$24,994.20	\$0.00	\$0.00	\$0.00	\$0.00	\$0.00	\$0.00	\$0.00	\$0.00	\$0.00	\$0.00	\$0.00	\$24,994.20	\$24,994.20	\$0.00
300000 SERVICIOS GENERALES	\$96,236.08	\$0.00	\$0.00	\$0.00	\$0.00	\$0.00	\$0.00	\$0.00	\$0.00	\$0.00	\$0.00	\$0.00	\$0.00	\$0.00	\$96,236.08
350000 Servicios de instalación, reparación, man	\$96,236.08	\$0.00	\$0.00	\$0.00	\$0.00	\$0.00	\$0.00	\$0.00	\$0.00	\$0.00	\$0.00	\$0.00	\$0.00	\$0.00	\$96,236.08
351000 Conservación y mantenimiento menor de li	\$96,236.08	\$0.00	\$0.00	\$0.00	\$0.00	\$0.00	\$0.00	\$0.00	\$0.00	\$0.00	\$0.00	\$0.00	\$0.00	\$0.00	\$96,236.08
351001 Conservación y mantenimiento menor de li	\$96,236.08	\$0.00	\$0.00	\$0.00	\$0.00	\$0.00	\$0.00	\$0.00	\$0.00	\$0.00	\$0.00	\$0.00	\$0.00	\$0.00	\$96,236.08
400000 TRANSFERENCIAS, ASIGNACIONES	\$270,173.50	\$0.00	\$0.00	\$0.00	\$0.00	\$0.00	\$0.00	\$0.00	\$0.00	\$0.00	\$0.00	\$0.00	\$270,173.50	\$270,173.50	\$0.00
440000 Ayudas sociales	\$270,173.50	\$0.00	\$0.00	\$0.00	\$0.00	\$0.00	\$0.00	\$0.00	\$0.00	\$0.00	\$0.00	\$0.00	\$270,173.50	\$270,173.50	\$0.00
446000 Ayudas sociales a cooperativas	\$270,173.50	\$0.00	\$0.00	\$0.00	\$0.00	\$0.00	\$0.00	\$0.00	\$0.00	\$0.00	\$0.00	\$0.00	\$270,173.50	\$270,173.50	\$0.00
446001 Ayudas sociales a cooperativas	\$270,173.50	\$0.00	\$0.00	\$0.00	\$0.00	\$0.00	\$0.00	\$0.00	\$0.00	\$0.00	\$0.00	\$0.00	\$270,173.50	\$270,173.50	\$0.00
FOFIR 2021	\$874,555.70	\$0.00	\$0.00	\$0.00	\$0.00	\$0.00	\$0.00	\$0.00	\$0.00	\$0.00	\$0.00	\$0.00	\$778,319.62	\$778,319.62	\$96,236.08
1527 CISAN 2021															
200000 MATERIALES Y SUMINISTROS	\$44,496.85	\$0.00	\$0.00	\$0.00	\$0.00	\$0.00	\$0.00	\$8,056.08	\$12,811.92	\$2,691.20	\$0.00	\$0.00	\$0.00	\$23,559.20	\$20,637.65
220000 Alimentos y utensilios	\$20,637.65	\$0.00	\$0.00	\$0.00	\$0.00	\$0.00	\$0.00	\$0.00	\$0.00	\$0.00	\$0.00	\$0.00	\$0.00	\$0.00	\$20,637.65
221000 Productos alimenticios para personas	\$20,637.65	\$0.00	\$0.00	\$0.00	\$0.00	\$0.00	\$0.00	\$0.00	\$0.00	\$0.00	\$0.00	\$0.00	\$0.00	\$0.00	\$20,637.65



AYUNTAMIENTO
2020 - 2024



AYUNTAMIENTO
2020-2024



2020-2024

MUNICIPIO DE FRANCISCO I. MADERO, HIDALGO

HIDALGO

Analítico Mensual de Egresos Pagados por Fuente de Financiamiento al 31/dic./2021

(Cuentas con Movimientos)

(Cifras en pesos y centavos)

Fecha y 10/ene./2022

hora de Impresión 04:41 p. m.



Usr supervisor
Rep rptAnaliticoPresupuestoEgresos_FF

Objeto del Gasto	Presupuesto Vigente	Ene	Feb	Mar	Abr	May	Jun	Jul	Ago	Sep	Oct	Nov	Dic	Total	Diferencia (Vigente - Total)
221001 Alimentación de Personas	\$20,637.65	\$0.00	\$0.00	\$0.00	\$0.00	\$0.00	\$0.00	\$0.00	\$0.00	\$0.00	\$0.00	\$0.00	\$0.00	\$0.00	\$20,637.65
260000 Combustibles, lubricantes y aditivos	\$23,559.20	\$0.00	\$0.00	\$0.00	\$0.00	\$0.00	\$0.00	\$0.00	\$8,056.08	\$12,811.92	\$2,691.20	\$0.00	\$0.00	\$23,559.20	\$0.00
261000 Combustibles, lubricantes y aditivos	\$23,559.20	\$0.00	\$0.00	\$0.00	\$0.00	\$0.00	\$0.00	\$0.00	\$8,056.08	\$12,811.92	\$2,691.20	\$0.00	\$0.00	\$23,559.20	\$0.00
261001 Combustibles y Lubricantes vehículos y eq	\$23,559.20	\$0.00	\$0.00	\$0.00	\$0.00	\$0.00	\$0.00	\$0.00	\$8,056.08	\$12,811.92	\$2,691.20	\$0.00	\$0.00	\$23,559.20	\$0.00
CISAN 2021	\$44,196.85	\$0.00	\$0.00	\$0.00	\$0.00	\$0.00	\$0.00	\$0.00	\$8,056.08	\$12,811.92	\$2,691.20	\$0.00	\$0.00	\$23,559.20	\$20,637.65
1529 FEIEF 2021															
100000 SERVICIOS PERSONALES	\$79,746.00	\$0.00	\$0.00	\$0.00	\$0.00	\$0.00	\$0.00	\$0.00	\$0.00	\$0.00	\$0.00	\$0.00	\$0.00	\$79,746.00	\$0.00
130000 Remuneraciones adicionales y especiales	\$79,746.00	\$0.00	\$0.00	\$0.00	\$0.00	\$0.00	\$0.00	\$0.00	\$0.00	\$0.00	\$0.00	\$0.00	\$0.00	\$79,746.00	\$0.00
132000 Primas de vacaciones, dominical y gratific	\$79,746.00	\$0.00	\$0.00	\$0.00	\$0.00	\$0.00	\$0.00	\$0.00	\$0.00	\$0.00	\$0.00	\$0.00	\$0.00	\$79,746.00	\$0.00
132002 Gratificación Anual	\$79,746.00	\$0.00	\$0.00	\$0.00	\$0.00	\$0.00	\$0.00	\$0.00	\$0.00	\$0.00	\$0.00	\$0.00	\$0.00	\$79,746.00	\$0.00
200000 MATERIALES Y SUMINISTROS	\$235,366.11	\$0.00	\$0.00	\$0.00	\$0.00	\$0.00	\$0.00	\$0.00	\$0.00	\$6,960.00	\$11,600.00	\$73,803.84	\$111,330.33	\$203,694.17	\$31,670.94
210000 Materiales de administración, emisión de	\$168,894.17	\$0.00	\$0.00	\$0.00	\$0.00	\$0.00	\$0.00	\$0.00	\$0.00	\$6,960.00	\$11,600.00	\$73,803.84	\$76,530.33	\$168,894.17	\$0.00
215000 Material impreso e información digital	\$168,894.17	\$0.00	\$0.00	\$0.00	\$0.00	\$0.00	\$0.00	\$0.00	\$0.00	\$6,960.00	\$11,600.00	\$73,803.84	\$76,530.33	\$168,894.17	\$0.00
215001 Material impreso e infomacion digital	\$168,894.17	\$0.00	\$0.00	\$0.00	\$0.00	\$0.00	\$0.00	\$0.00	\$0.00	\$6,960.00	\$11,600.00	\$73,803.84	\$76,530.33	\$168,894.17	\$0.00
220000 Alimentos y utensilios	\$34,800.00	\$0.00	\$0.00	\$0.00	\$0.00	\$0.00	\$0.00	\$0.00	\$0.00	\$0.00	\$0.00	\$0.00	\$0.00	\$34,800.00	\$0.00
221000 Productos alimenticios para personas	\$34,800.00	\$0.00	\$0.00	\$0.00	\$0.00	\$0.00	\$0.00	\$0.00	\$0.00	\$0.00	\$0.00	\$0.00	\$0.00	\$34,800.00	\$0.00
221001 Alimentación de Personas	\$34,800.00	\$0.00	\$0.00	\$0.00	\$0.00	\$0.00	\$0.00	\$0.00	\$0.00	\$0.00	\$0.00	\$0.00	\$0.00	\$34,800.00	\$0.00
240000 Materiales y artículos de construcción y c	\$31,670.94	\$0.00	\$0.00	\$0.00	\$0.00	\$0.00	\$0.00	\$0.00	\$0.00	\$0.00	\$0.00	\$0.00	\$0.00	\$0.00	\$31,670.94
242000 Cemento y productos de concreto	\$31,670.94	\$0.00	\$0.00	\$0.00	\$0.00	\$0.00	\$0.00	\$0.00	\$0.00	\$0.00	\$0.00	\$0.00	\$0.00	\$0.00	\$31,670.94
242001 Cemento y productos de concreto	\$31,670.94	\$0.00	\$0.00	\$0.00	\$0.00	\$0.00	\$0.00	\$0.00	\$0.00	\$0.00	\$0.00	\$0.00	\$0.00	\$0.00	\$31,670.94
400000 TRANSFERENCIAS, ASIGNACIONES	\$121,417.76	\$0.00	\$0.00	\$0.00	\$0.00	\$0.00	\$0.00	\$0.00	\$0.00	\$0.00	\$0.00	\$0.00	\$0.00	\$0.00	\$121,417.76
440000 Ayudas sociales	\$121,417.76	\$0.00	\$0.00	\$0.00	\$0.00	\$0.00	\$0.00	\$0.00	\$0.00	\$0.00	\$0.00	\$0.00	\$0.00	\$0.00	\$121,417.76
441000 Ayudas sociales a personas	\$121,417.76	\$0.00	\$0.00	\$0.00	\$0.00	\$0.00	\$0.00	\$0.00	\$0.00	\$0.00	\$0.00	\$0.00	\$0.00	\$0.00	\$121,417.76
441001 Ayudas sociales a personas	\$121,417.76	\$0.00	\$0.00	\$0.00	\$0.00	\$0.00	\$0.00	\$0.00	\$0.00	\$0.00	\$0.00	\$0.00	\$0.00	\$0.00	\$121,417.76
500000 BIENES MUEBLES, INMUEBLES E IN	\$10,990.00	\$0.00	\$0.00	\$0.00	\$0.00	\$0.00	\$0.00	\$0.00	\$0.00	\$0.00	\$0.00	\$0.00	\$0.00	\$0.00	\$10,990.00
510000 Mobiliario y equipo de administración	\$10,990.00	\$0.00	\$0.00	\$0.00	\$0.00	\$0.00	\$0.00	\$0.00	\$0.00	\$0.00	\$0.00	\$0.00	\$0.00	\$0.00	\$10,990.00
519000 Otros mobiliarios y equipos de administrac	\$10,990.00	\$0.00	\$0.00	\$0.00	\$0.00	\$0.00	\$0.00	\$0.00	\$0.00	\$0.00	\$0.00	\$0.00	\$0.00	\$0.00	\$10,990.00
519001 Equipo de Administración	\$10,990.00	\$0.00	\$0.00	\$0.00	\$0.00	\$0.00	\$0.00	\$0.00	\$0.00	\$0.00	\$0.00	\$0.00	\$0.00	\$0.00	\$10,990.00
FEIEF 2021	\$447,518.67	\$0.00	\$0.00	\$0.00	\$0.00	\$0.00	\$0.00	\$0.00	\$0.00	\$6,960.00	\$11,600.00	\$73,803.84	\$111,076.33	\$283,440.17	\$164,078.70
1530 ISR 2021															
200000 MATERIALES Y SUMINISTROS	\$408,628.58	\$0.00	\$0.00	\$0.00	\$0.00	\$0.00	\$0.00	\$0.00	\$0.00	\$0.00	\$0.00	\$0.00	\$0.00	\$0.00	\$408,628.58
210000 Materiales de administración, emisión de	\$408,628.58	\$0.00	\$0.00	\$0.00	\$0.00	\$0.00	\$0.00	\$0.00	\$0.00	\$0.00	\$0.00	\$0.00	\$0.00	\$0.00	\$408,628.58
211000 Materiales, útiles y equipos menores de ofi	\$200,000.00	\$0.00	\$0.00	\$0.00	\$0.00	\$0.00	\$0.00	\$0.00	\$0.00	\$0.00	\$0.00	\$0.00	\$0.00	\$0.00	\$200,000.00
211001 Material de Oficina	\$200,000.00	\$0.00	\$0.00	\$0.00	\$0.00	\$0.00	\$0.00	\$0.00	\$0.00	\$0.00	\$0.00	\$0.00	\$0.00	\$0.00	\$200,000.00
214000 Materiales, útiles y equipos menores de te	\$208,628.58	\$0.00	\$0.00	\$0.00	\$0.00	\$0.00	\$0.00	\$0.00	\$0.00	\$0.00	\$0.00	\$0.00	\$0.00	\$0.00	\$208,628.58
214001 Material para Bienes Informáticos	\$208,628.58	\$0.00	\$0.00	\$0.00	\$0.00	\$0.00	\$0.00	\$0.00	\$0.00	\$0.00	\$0.00	\$0.00	\$0.00	\$0.00	\$208,628.58



AYUNTAMIENTO
2020-2024



AYUNTAMIENTO
2020-2024



2020-2024

MUNICIPIO DE FRANCISCO I. MADERO, HIDALGO
HIDALGO

Analítico Mensual de Egresos Pagados por Fuente de Financiamiento al 31/dic./2021
(Cuentas con Movimientos)
(Cifras en pesos y centavos)

Fecha y hora de Impresión | 10/ene./2022
04:41 p. m.



Usr: supervisor
Rep: rptAnaliticoPresupuestoEgresos_FF

Objeto del Gasto	Presupuesto Vigente	Ene	Feb	Mar	Abr	May	Jun	Jul	Ago	Sep	Oct	Nov	Dic	Total	Diferencia (Vigente - Total)
300000 SERVICIOS GENERALES	\$843,325.30	\$0.00	\$0.00	\$0.00	\$0.00	\$0.00	\$0.00	\$74,094.00	\$38,628.00	\$42,920.00	\$464.00	\$171,078.00	\$516,141.30	\$843,325.30	\$0.00
320000 Servicios de arrendamiento	\$154,546.80	\$0.00	\$0.00	\$0.00	\$0.00	\$0.00	\$0.00	\$0.00	\$0.00	\$0.00	\$0.00	\$0.00	\$154,546.80	\$154,546.80	\$0.00
326000 Arrendamiento de maquinaria, otros equip	\$75,400.00	\$0.00	\$0.00	\$0.00	\$0.00	\$0.00	\$0.00	\$0.00	\$0.00	\$0.00	\$0.00	\$0.00	\$75,400.00	\$75,400.00	\$0.00
326001 Arrendamiento de Maquinaria y Equipo	\$75,400.00	\$0.00	\$0.00	\$0.00	\$0.00	\$0.00	\$0.00	\$0.00	\$0.00	\$0.00	\$0.00	\$0.00	\$75,400.00	\$75,400.00	\$0.00
329000 Otros arrendamientos	\$79,146.80	\$0.00	\$0.00	\$0.00	\$0.00	\$0.00	\$0.00	\$0.00	\$0.00	\$0.00	\$0.00	\$0.00	\$79,146.80	\$79,146.80	\$0.00
329001 Otros arrendamientos	\$79,146.80	\$0.00	\$0.00	\$0.00	\$0.00	\$0.00	\$0.00	\$0.00	\$0.00	\$0.00	\$0.00	\$0.00	\$79,146.80	\$79,146.80	\$0.00
350000 Servicios de instalación, reparación, man	\$101,755.20	\$0.00	\$0.00	\$0.00	\$0.00	\$0.00	\$0.00	\$0.00	\$0.00	\$42,920.00	\$464.00	\$0.00	\$58,371.20	\$101,755.20	\$0.00
355000 Reparación y mantenimiento de equipo de	\$101,755.20	\$0.00	\$0.00	\$0.00	\$0.00	\$0.00	\$0.00	\$0.00	\$0.00	\$42,920.00	\$464.00	\$0.00	\$58,371.20	\$101,755.20	\$0.00
355001 Mantenimiento de Vehículos	\$101,755.20	\$0.00	\$0.00	\$0.00	\$0.00	\$0.00	\$0.00	\$0.00	\$0.00	\$42,920.00	\$464.00	\$0.00	\$58,371.20	\$101,755.20	\$0.00
380000 Servicios oficiales	\$587,023.30	\$0.00	\$0.00	\$0.00	\$0.00	\$0.00	\$0.00	\$74,094.00	\$38,628.00	\$0.00	\$0.00	\$171,078.00	\$303,223.30	\$587,023.30	\$0.00
382000 Gastos de orden social y cultural	\$587,023.30	\$0.00	\$0.00	\$0.00	\$0.00	\$0.00	\$0.00	\$74,094.00	\$38,628.00	\$0.00	\$0.00	\$171,078.00	\$303,223.30	\$587,023.30	\$0.00
382001 Gastos de orden social	\$587,023.30	\$0.00	\$0.00	\$0.00	\$0.00	\$0.00	\$0.00	\$74,094.00	\$38,628.00	\$0.00	\$0.00	\$171,078.00	\$303,223.30	\$587,023.30	\$0.00
400000 TRANSFERENCIAS, ASIGNACIONES	\$999,999.50	\$0.00	\$0.00	\$0.00	\$0.00	\$0.00	\$0.00	\$0.00	\$0.00	\$0.00	\$0.00	\$0.00	\$299,292.41	\$299,292.41	\$700,707.09
430000 Subsidios y subvenciones	\$999,999.50	\$0.00	\$0.00	\$0.00	\$0.00	\$0.00	\$0.00	\$0.00	\$0.00	\$0.00	\$0.00	\$0.00	\$149,292.41	\$149,292.41	\$350,707.09
432000 Subsidios a la distribución	\$499,999.50	\$0.00	\$0.00	\$0.00	\$0.00	\$0.00	\$0.00	\$0.00	\$0.00	\$0.00	\$0.00	\$0.00	\$149,292.41	\$149,292.41	\$350,707.09
432001 Subsidios a la distribución	\$499,999.50	\$0.00	\$0.00	\$0.00	\$0.00	\$0.00	\$0.00	\$0.00	\$0.00	\$0.00	\$0.00	\$0.00	\$149,292.41	\$149,292.41	\$350,707.09
433000 Subsidios a la inversión	\$500,000.00	\$0.00	\$0.00	\$0.00	\$0.00	\$0.00	\$0.00	\$0.00	\$0.00	\$0.00	\$0.00	\$0.00	\$150,000.00	\$150,000.00	\$350,000.00
433001 Subsidios a la inversión	\$500,000.00	\$0.00	\$0.00	\$0.00	\$0.00	\$0.00	\$0.00	\$0.00	\$0.00	\$0.00	\$0.00	\$0.00	\$150,000.00	\$150,000.00	\$350,000.00
ISR 2021	\$2,251,953.38	\$0.00	\$0.00	\$0.00	\$0.00	\$0.00	\$0.00	\$74,094.00	\$38,628.00	\$42,920.00	\$464.00	\$171,078.00	\$815,433.71	\$1,742,617.71	\$1,109,335.67

Objeto del Gasto	Presupuesto Vigente	Ene	Feb	Mar	Abr	May	Jun	Jul	Ago	Sep	Oct	Nov	Dic	Total	Diferencia (Vigente - Total)
1531 ISR EBI 2021															
200000 MATERIALES Y SUMINISTROS	\$25,710.00	\$0.00	\$0.00	\$0.00	\$0.00	\$0.00	\$0.00	\$0.00	\$0.00	\$0.00	\$0.00	\$0.00	\$0.00	\$0.00	\$25,710.00
210000 Materiales de administración, omisión de	\$25,710.00	\$0.00	\$0.00	\$0.00	\$0.00	\$0.00	\$0.00	\$0.00	\$0.00	\$0.00	\$0.00	\$0.00	\$0.00	\$0.00	\$5,000.00
211000 Materiales, útiles y equipos menores de ofi	\$5,000.00	\$0.00	\$0.00	\$0.00	\$0.00	\$0.00	\$0.00	\$0.00	\$0.00	\$0.00	\$0.00	\$0.00	\$0.00	\$0.00	\$5,000.00
211001 Material de Oficina	\$5,000.00	\$0.00	\$0.00	\$0.00	\$0.00	\$0.00	\$0.00	\$0.00	\$0.00	\$0.00	\$0.00	\$0.00	\$0.00	\$0.00	\$5,000.00
214000 Materiales, útiles y equipos menores de te	\$20,710.00	\$0.00	\$0.00	\$0.00	\$0.00	\$0.00	\$0.00	\$0.00	\$0.00	\$0.00	\$0.00	\$0.00	\$0.00	\$0.00	\$20,710.00
214001 Material para Bienes Informáticos	\$20,710.00	\$0.00	\$0.00	\$0.00	\$0.00	\$0.00	\$0.00	\$0.00	\$0.00	\$0.00	\$0.00	\$0.00	\$0.00	\$0.00	\$20,710.00
300000 SERVICIOS GENERALES	\$116,959.59	\$0.00	\$0.00	\$0.00	\$0.00	\$0.00	\$0.00	\$0.00	\$0.00	\$0.00	\$0.00	\$0.00	\$0.00	\$0.00	\$116,959.59
330000 Servicios profesionales, científicos, técni	\$15,000.00	\$0.00	\$0.00	\$0.00	\$0.00	\$0.00	\$0.00	\$0.00	\$0.00	\$0.00	\$0.00	\$0.00	\$0.00	\$0.00	\$15,000.00
333000 Servicios de consultoría administrativa, prc	\$15,000.00	\$0.00	\$0.00	\$0.00	\$0.00	\$0.00	\$0.00	\$0.00	\$0.00	\$0.00	\$0.00	\$0.00	\$0.00	\$0.00	\$15,000.00
333001 Servicios de Informática	\$15,000.00	\$0.00	\$0.00	\$0.00	\$0.00	\$0.00	\$0.00	\$0.00	\$0.00	\$0.00	\$0.00	\$0.00	\$0.00	\$0.00	\$15,000.00
350000 Servicios de instalación, reparación, man	\$101,959.59	\$0.00	\$0.00	\$0.00	\$0.00	\$0.00	\$0.00	\$0.00	\$0.00	\$0.00	\$0.00	\$0.00	\$0.00	\$0.00	\$101,959.59
351000 Conservación y mantenimiento menor de l	\$101,959.59	\$0.00	\$0.00	\$0.00	\$0.00	\$0.00	\$0.00	\$0.00	\$0.00	\$0.00	\$0.00	\$0.00	\$0.00	\$0.00	\$101,959.59
351001 Conservación y mantenimiento menor de l	\$101,959.59	\$0.00	\$0.00	\$0.00	\$0.00	\$0.00	\$0.00	\$0.00	\$0.00	\$0.00	\$0.00	\$0.00	\$0.00	\$0.00	\$101,959.59
500000 BIENES MUEBLES, INMUEBLES E IN	\$26,000.00	\$0.00	\$0.00	\$0.00	\$0.00	\$0.00	\$0.00	\$0.00	\$0.00	\$0.00	\$0.00	\$0.00	\$12,000.00	\$12,000.00	\$14,000.00
590000 Activos Intangibles	\$26,000.00	\$0.00	\$0.00	\$0.00	\$0.00	\$0.00	\$0.00	\$0.00	\$0.00	\$0.00	\$0.00	\$0.00	\$12,000.00	\$12,000.00	\$14,000.00
591000 Software	\$26,000.00	\$0.00	\$0.00	\$0.00	\$0.00	\$0.00	\$0.00	\$0.00	\$0.00	\$0.00	\$0.00	\$0.00	\$12,000.00	\$12,000.00	\$14,000.00
591001 Software	\$26,000.00	\$0.00	\$0.00	\$0.00	\$0.00	\$0.00	\$0.00	\$0.00	\$0.00	\$0.00	\$0.00	\$0.00	\$12,000.00	\$12,000.00	\$14,000.00
ISR EBI 2021	\$168,669.59	\$0.00	\$0.00	\$0.00	\$0.00	\$0.00	\$0.00	\$0.00	\$0.00	\$0.00	\$0.00	\$0.00	\$12,000.00	\$12,000.00	\$156,669.59



AYUNTAMIENTO
2020 - 2024



AYUNTAMIENTO
2020-2024



2020-2024

MUNICIPIO DE FRANCISCO I. MADERO, HIDALGO
HIDALGO

Analítico Mensual de Egresos Pagados por Fuente de Financiamiento al 31/dic./2021

(Cuentas con Movimientos)

(Cifras en pesos y centavos)

Fecha y 10/ene./2022

hora de Impresión 04:41 p. m.



Usr: supervisor
Rep: rptAnaliticoPresupuestoEgresos_FF

Objeto del Gasto	Presupuesto Vigente	Ene	Feb	Mar	Abr	May	Jun	Jul	Ago	Sep	Oct	Nov	Dic	Total	Diferencia (Vigente - Total)
2520 FAISM 2020															
600000 INVERSION PUBLICA	\$4,072,457.96	\$0.00	\$2,604,277.53	\$1,431,163.57	\$0.00	\$0.00	\$0.00	\$0.00	\$0.00	\$0.00	\$0.00	\$0.00	\$0.00	\$4,035,441.10	\$37,016.86
610000 Obra pública en bienes de dominio público	\$4,072,457.96	\$0.00	\$2,604,277.53	\$1,431,163.57	\$0.00	\$0.00	\$0.00	\$0.00	\$0.00	\$0.00	\$0.00	\$0.00	\$0.00	\$4,035,441.10	\$37,016.86
614000 División de terrenos y construcción de obra	\$717,281.45	\$0.00	\$568,336.37	\$111,928.16	\$0.00	\$0.00	\$0.00	\$0.00	\$0.00	\$0.00	\$0.00	\$0.00	\$0.00	\$680,264.53	\$37,016.92
614001 División de terrenos y construcción de obra	\$717,281.45	\$0.00	\$568,336.37	\$111,928.16	\$0.00	\$0.00	\$0.00	\$0.00	\$0.00	\$0.00	\$0.00	\$0.00	\$0.00	\$680,264.53	\$37,016.92
615000 Construcción de vías de comunicación	\$168,333.58	\$0.00	\$0.00	\$168,333.58	\$0.00	\$0.00	\$0.00	\$0.00	\$0.00	\$0.00	\$0.00	\$0.00	\$0.00	\$168,333.58	\$0.00
615001 Construcción de vías de comunicación	\$168,333.58	\$0.00	\$0.00	\$168,333.58	\$0.00	\$0.00	\$0.00	\$0.00	\$0.00	\$0.00	\$0.00	\$0.00	\$0.00	\$168,333.58	\$0.00
617000 Instalaciones y equipamiento en construcc	\$3,186,842.93	\$0.00	\$2,035,941.16	\$1,150,901.83	\$0.00	\$0.00	\$0.00	\$0.00	\$0.00	\$0.00	\$0.00	\$0.00	\$0.00	\$3,186,842.99	-\$0.06
617001 Instalaciones y equipamiento en construcc	\$3,186,842.93	\$0.00	\$2,035,941.16	\$1,150,901.83	\$0.00	\$0.00	\$0.00	\$0.00	\$0.00	\$0.00	\$0.00	\$0.00	\$0.00	\$3,186,842.99	-\$0.06
FAISM 2020	\$4,072,457.96	\$0.00	\$2,604,277.53	\$1,431,163.57	\$0.00	\$0.00	\$0.00	\$0.00	\$0.00	\$0.00	\$0.00	\$0.00	\$0.00	\$4,035,441.10	\$37,016.86
2521 FORTAMUN 2020															
200000 MATERIALES Y SUMINISTROS	\$82,421.35	\$0.00	\$82,452.35	\$0.00	\$0.00	\$0.00	\$0.00	\$0.00	\$0.00	\$0.00	\$0.00	\$0.00	\$0.00	\$82,452.35	-\$31.00
240000 Materiales y artículos de construcción y c	\$82,421.35	\$0.00	\$82,452.35	\$0.00	\$0.00	\$0.00	\$0.00	\$0.00	\$0.00	\$0.00	\$0.00	\$0.00	\$0.00	\$82,452.35	-\$31.00
246000 Material eléctrico y electrónico	\$82,421.35	\$0.00	\$82,452.35	\$0.00	\$0.00	\$0.00	\$0.00	\$0.00	\$0.00	\$0.00	\$0.00	\$0.00	\$0.00	\$82,452.35	-\$31.00
246001 Material Eléctrico	\$82,421.35	\$0.00	\$82,452.35	\$0.00	\$0.00	\$0.00	\$0.00	\$0.00	\$0.00	\$0.00	\$0.00	\$0.00	\$0.00	\$82,452.35	-\$31.00
300000 SERVICIOS GENERALES	\$149,999.02	\$149,999.02	\$0.00	\$0.00	\$0.00	\$0.00	\$0.00	\$0.00	\$0.00	\$0.00	\$0.00	\$0.00	\$0.00	\$149,999.02	\$0.00
350000 Servicios de instalación, reparación, man	\$149,999.02	\$149,999.02	\$0.00	\$0.00	\$0.00	\$0.00	\$0.00	\$0.00	\$0.00	\$0.00	\$0.00	\$0.00	\$0.00	\$149,999.02	\$0.00
355000 Reparación y mantenimiento de equipo de	\$149,999.02	\$149,999.02	\$0.00	\$0.00	\$0.00	\$0.00	\$0.00	\$0.00	\$0.00	\$0.00	\$0.00	\$0.00	\$0.00	\$149,999.02	\$0.00
355001 Mantenimiento de Vehículos	\$149,999.02	\$149,999.02	\$0.00	\$0.00	\$0.00	\$0.00	\$0.00	\$0.00	\$0.00	\$0.00	\$0.00	\$0.00	\$0.00	\$149,999.02	\$0.00
FORTAMUN 2020	\$232,420.37	\$149,999.02	\$82,452.35	\$0.00	\$0.00	\$0.00	\$0.00	\$0.00	\$0.00	\$0.00	\$0.00	\$0.00	\$0.00	\$232,451.37	-\$31.00
2523 FAISM 2021															
600000 INVERSION PUBLICA	\$12,591,512.00	\$0.00	\$0.00	\$0.00	\$0.00	\$0.00	\$0.00	\$680,636.46	\$288,257.75	\$1,380,140.55	\$2,287,384.29	\$2,701,308.86	\$2,381,642.51	\$9,719,370.42	\$2,872,141.58
610000 Obra pública en bienes de dominio público	\$12,591,512.00	\$0.00	\$0.00	\$0.00	\$0.00	\$0.00	\$0.00	\$680,636.46	\$288,257.75	\$1,380,140.55	\$2,287,384.29	\$2,701,308.86	\$2,381,642.51	\$9,719,370.42	\$2,872,141.58
614000 División de terrenos y construcción de obra	\$4,515,143.03	\$0.00	\$0.00	\$0.00	\$0.00	\$0.00	\$0.00	\$0.00	\$0.00	\$759,726.87	\$989,004.13	\$1,505,256.05	\$1,258,634.40	\$4,512,621.45	\$2,521.58
614001 División de terrenos y construcción de obra	\$4,515,143.03	\$0.00	\$0.00	\$0.00	\$0.00	\$0.00	\$0.00	\$0.00	\$0.00	\$759,726.87	\$989,004.13	\$1,505,256.05	\$1,258,634.40	\$4,512,621.45	\$2,521.58
615000 Construcción de vías de comunicación	\$5,509,546.45	\$0.00	\$0.00	\$0.00	\$0.00	\$0.00	\$0.00	\$680,636.46	\$288,257.75	\$620,413.68	\$1,298,380.16	\$1,196,052.81	\$1,123,008.11	\$5,206,748.97	\$302,797.48
615001 Construcción de vías de comunicación	\$5,509,546.45	\$0.00	\$0.00	\$0.00	\$0.00	\$0.00	\$0.00	\$680,636.46	\$288,257.75	\$620,413.68	\$1,298,380.16	\$1,196,052.81	\$1,123,008.11	\$5,206,748.97	\$302,797.48
616000 Otras construcciones de Ingeniería civil u c	\$2,566,822.52	\$0.00	\$0.00	\$0.00	\$0.00	\$0.00	\$0.00	\$0.00	\$0.00	\$0.00	\$0.00	\$0.00	\$0.00	\$0.00	\$2,566,822.52
616001 Otras construcciones de Ingeniería civil u c	\$2,566,822.52	\$0.00	\$0.00	\$0.00	\$0.00	\$0.00	\$0.00	\$0.00	\$0.00	\$0.00	\$0.00	\$0.00	\$0.00	\$0.00	\$2,566,822.52
FAISM 2021	\$12,591,512.00	\$0.00	\$0.00	\$0.00	\$0.00	\$0.00	\$0.00	\$680,636.46	\$288,257.75	\$1,380,140.55	\$2,287,384.29	\$2,701,308.86	\$2,381,642.51	\$9,719,370.42	\$2,872,141.58
2524 FORTAMUN-2021															
100000 SERVICIOS PERSONALES	\$582,364.00	\$555,990.00	\$584,872.00	\$566,804.00	\$560,492.00	\$556,148.00	\$566,008.00	\$572,189.13	\$556,924.00	\$583,686.61	\$549,813.00	\$2,117,740.30	\$8,353,131.04	\$0.00	



AYUNTAMIENTO
2020 - 2024



AYUNTAMIENTO
2020-2024



2020-2024

MUNICIPIO DE FRANCISCO I. MADERO, HIDALGO
HIDALGO

Análítico Mensual de Egresos Pagados por Fuente de Financiamiento al 31/dic./2021

(Cuentas con Movimientos)

(Cifras en pesos y centavos)

Fecha y 10/ene./2022

hora de Impresión 04:41 p. m.

Objeto del Gasto	Presupuesto Vigente	Ene	Feb	Mar	Abr	May	Jun	Jul	Ago	Sep	Oct	Nov	Dic	Total	Diferencia (Vigente - Total)
565000 Equipo de comunicación y telecomunicacit	\$203,616.00	\$0.00	\$0.00	\$0.00	\$0.00	\$0.00	\$25,500.00	\$0.00	\$74,124.00	\$0.00	\$0.00	\$0.00	\$103,992.00	\$203,616.00	\$0.00
565001 Equipos y Aparatos de Comunicación y Te	\$203,616.00	\$0.00	\$0.00	\$0.00	\$0.00	\$0.00	\$25,500.00	\$0.00	\$74,124.00	\$0.00	\$0.00	\$0.00	\$103,992.00	\$203,616.00	\$0.00
FORTAMUN 2021	\$25,417,754.56	\$591,510.54	\$1,587,056.74	\$1,809,147.62	\$1,988,568.18	\$2,280,047.61	\$2,158,959.23	\$1,899,741.75	\$1,941,621.70	\$1,972,605.69	\$2,003,559.74	\$1,784,827.53	\$5,323,119.91	\$25,340,766.24	\$76,988.32
2526 PROAGUA 2021															
600000 INVERSION PUBLICA	\$2,219,053.69	\$0.00	\$0.00	\$0.00	\$0.00	\$0.00	\$0.00	\$0.00	\$303,571.57	\$0.00	\$0.00	\$938,123.02	\$977,359.10	\$2,219,053.69	\$0.00
610000 Obra pública en bienes de dominio públic	\$2,219,053.69	\$0.00	\$0.00	\$0.00	\$0.00	\$0.00	\$0.00	\$0.00	\$303,571.57	\$0.00	\$0.00	\$938,123.02	\$977,359.10	\$2,219,053.69	\$0.00
613000 Construcción de obras para el abastecimle	\$2,219,053.69	\$0.00	\$0.00	\$0.00	\$0.00	\$0.00	\$0.00	\$0.00	\$303,571.57	\$0.00	\$0.00	\$938,123.02	\$977,359.10	\$2,219,053.69	\$0.00
613001 Construcción de obras para el abastecimle	\$2,219,053.69	\$0.00	\$0.00	\$0.00	\$0.00	\$0.00	\$0.00	\$0.00	\$303,571.57	\$0.00	\$0.00	\$938,123.02	\$977,359.10	\$2,219,053.69	\$0.00
PROAGUA 2021	\$2,219,053.69	\$0.00	\$0.00	\$0.00	\$0.00	\$0.00	\$0.00	\$0.00	\$303,571.57	\$0.00	\$0.00	\$938,123.02	\$977,359.10	\$2,219,053.69	\$0.00
Total Final	\$100,102,160.31	\$3,064,129.66	\$7,860,559.88	\$5,804,029.16	\$4,931,570.46	\$7,093,043.71	\$5,598,980.32	\$6,171,188.34	\$5,960,461.49	\$6,850,873.95	\$8,204,575.83	\$8,789,170.20	\$18,326,160...	\$89,454,743.86	\$10,647,416.45



[Handwritten Signature]
AYUNTAMIENTO
2020-2024



AYUNTAMIENTO
2020-2024



2020-2024